

TPC BENCHMARK™ C

Standard Specification
Revision 3.21

27 August 1996~~27 March 1996~~

*** DRAFT ***

Transaction Processing Performance Council (TPC)
© 1996 Transaction Processing Performance Council

Administered by
Shanley Public Relations
777 N. First Street, Suite 600
San Jose, CA 95112-6311, USA
Phone (408) 295-8894
FAX (408) 295-9768
e-mail: shanley@tpc.org

Acknowledgments

The TPC acknowledges the substantial contribution of François Raab, consultant to the TPC-C subcommittee and technical editor of the TPC-C benchmark standard. The TPC also acknowledges the work and contributions of the TPC-C subcommittee member companies: Amdahl, Bull, CDC, DEC, DG, Fujitsu/ICL, HP, IBM, Informix, Mips, Oracle, Sequent, Sun, Sybase, Tandem, and Unisys.

TPC Membership

(as of February 1995)

Amdahl	Hitachi SW	Pyramid Technology
AST Research	IBM Corp.	Samsung
AT&T	IDEAS International	SCO
Australian Dept. of Admin. Services	Informix Software	Sequent Computer
Bull S.A.	Intel Corp.	Siemens Nixdorf Information
Compaq Computers	Intergraph	Silicon Graphics
Convex Computer Corp.	ITOM International	Software AG
Cray Research	Microsoft Corp.Mitsubishi Electric Corp.	Sony Corp.
Data General Corp.	Motorola	Stratus Computer
Digital Equipment Corp.	NEC Systems Laboratory	Sun Microsystems
EDS	Mikkei Business Publications	Sybase
EMC Corp.	Novell	Tandem Computers
Encore Computer Corp.	OKI Electric Industry	Toshiba Corp.
Fujitsu/ICL	Olivetti S.p.A	Tricord Systems Inc.
Hewlett-Packard	Oracle Corp.	Unisys Corp.

Document History

<u>Date</u>	<u>Version</u>	<u>Description</u>
22 June 1992	Draft 6.6	Mail ballot version (proposed standard)
13 August 1992	Revision 1.0	Standard specification released to the public
1 June 1993	Revision 1.1	First minor revision
20 October 1993	Revision 2.0	First major revision
15 February 1995	Revision 3.0	Second major revision
4 June 1996	Revision 3.1	Minor changes to rev 3.1.
27 August 1996	Revision 3.2	Changed mix back to 3.0 values.

TPC Benchmark™, TPC-C, and tpmC are trademarks of the Transaction Processing Performance Council.

Permission to copy without fee all or part of this material is granted provided that the TPC copyright notice, the title of the publication, and its date appear, and notice is given that copying is by permission of the Transaction Processing Performance Council. To copy otherwise requires specific permission.

TABLE OF CONTENTS

Acknowledgments.....	<u>111</u>
TPC Membership.....	<u>111</u>
TABLE OF CONTENTS.....	<u>222</u>
Clause 0: PREAMBLE.....	<u>444</u>
0.1 Introduction.....	<u>444</u>
0.2 General Implementation Guidelines.....	<u>555</u>
Clause 1: LOGICAL DATABASE DESIGN.....	<u>777</u>
1.1 Business and Application Environment.....	<u>777</u>
1.2 Database Entities, Relationships, and Characteristics.....	<u>888</u>
1.3 Table Layouts.....	<u>888</u>
1.4 Implementation Rules.....	<u>151515</u>
1.5 Integrity Rules.....	<u>161616</u>
1.6 Data Access Transparency Requirements.....	<u>171717</u>
Clause 2: TRANSACTION and TERMINAL PROFILES.....	<u>181818</u>
2.1 Definition of Terms.....	<u>181818</u>
2.2 General Requirements for Terminal I/O.....	<u>202020</u>
2.3 General Requirements for Transaction Profiles.....	<u>222222</u>
2.4 The New-Order Transaction.....	<u>242424</u>
2.5 The Payment Transaction.....	<u>292929</u>
2.6 The Order-Status Transaction.....	<u>333434</u>
2.7 The Delivery Transaction.....	<u>363737</u>
2.8 The Stock-Level Transaction.....	<u>404141</u>
Clause 3: TRANSACTION and SYSTEM PROPERTIES.....	<u>434444</u>
3.1 The ACID Properties.....	<u>434444</u>
3.2 Atomicity Requirements.....	<u>434444</u>
3.3 Consistency Requirements.....	<u>444545</u>
3.4 Isolation Requirements.....	<u>474848</u>
3.5 Durability Requirements.....	<u>535454</u>
Clause 4: SCALING and DATABASE POPULATION.....	<u>565757</u>
4.1 General Scaling Rules.....	<u>565757</u>
4.2 Scaling Requirements.....	<u>565757</u>
4.3 Database Population.....	<u>586060</u>
Clause 5: PERFORMANCE METRICS and RESPONSE TIME.....	<u>646565</u>
5.1 Definition of Terms.....	<u>646565</u>
5.2 Pacing of Transactions by Emulated Users.....	<u>646565</u>
5.3 Response Time Definition.....	<u>676868</u>
5.4 Computation of Throughput Rating.....	<u>686969</u>
5.5 Measurement Interval Requirements.....	<u>697070</u>
5.6 Required Reporting.....	<u>727373</u>
Clause 6: SUT, DRIVER, and COMMUNICATIONS DEFINITION.....	<u>757575</u>
6.1 Models of the Target System.....	<u>757575</u>
6.2 Test Configuration.....	<u>767676</u>
6.3 System Under Test (SUT) Definition.....	<u>767676</u>
6.4 Driver Definition.....	<u>767777</u>
6.5 Communications Interface Definitions.....	<u>777777</u>
6.6 Further Requirements on the SUT and Driver System.....	<u>777878</u>

Clause 7: PRICING.....	<u>818181</u>
7.1 Pricing Methodology.....	<u>818181</u>
7.2 Priced System.....	<u>838383</u>
7.3 Maintenance.....	<u>858585</u>
7.4 Required Reporting.....	<u>868686</u>
Clause 8: FULL DISCLOSURE.....	<u>878787</u>
8.1 Full Disclosure Report Requirements.....	<u>878787</u>
8.2 Availability of the Full Disclosure Report.....	<u>979797</u>
8.3 Revisions to the Full Disclosure Report.....	<u>979797</u>
8.4 Official Language.....	<u>989898</u>
Clause 9: AUDIT.....	<u>999999</u>
9.1 General Rules.....	<u>999999</u>
9.2 Auditor's check list.....	<u>999999</u>
Appendix A: SAMPLE PROGRAMS.....	<u>103103103</u>
A.1 The New-Order Transaction.....	<u>103103103</u>
A.2 The Payment Transaction.....	<u>105105105</u>
A.3 The Order-Status Transaction.....	<u>107107107</u>
A.4 The Delivery Transaction.....	<u>108108108</u>
A.5 The Stock-Level Transaction.....	<u>109109109</u>
A.6 Sample Load Program.....	<u>110110110</u>
Appendix B: EXECUTIVE SUMMARY STATEMENT.....	<u>122122122</u>
Appendix C: NUMERICAL QUANTITIES SUMMARY.....	<u>127127127</u>

Clause 0: PREAMBLE

0.1 Introduction

TPC Benchmark™ C (TPC-C) is an OLTP workload. It is a mixture of read-only and update intensive transactions that simulate the activities found in complex OLTP application environments. It does so by exercising a breadth of system components associated with such environments, which are characterized by:

- The simultaneous execution of multiple transaction types that span a breadth of complexity
- On-line and deferred transaction execution modes
- Multiple on-line terminal sessions
- Moderate system and application execution time
- Significant disk input/output
- Transaction integrity (ACID properties)
- Non-uniform distribution of data access through primary and secondary keys
- Databases consisting of many tables with a wide variety of sizes, attributes, and relationships
- Contention on data access and update

The performance metric reported by TPC-C is a "business throughput" measuring the number of orders processed per minute. Multiple transactions are used to simulate the business activity of processing an order, and each transaction is subject to a response time constraint. The performance metric for this benchmark is expressed in transactions-per-minute-C (tpmC). To be compliant with the TPC-C standard, all references to tpmC results must include the tpmC rate, the associated price-per-tpmC, and the availability date of the priced configuration.

Although these specifications express implementation in terms of a relational data model with conventional locking scheme, the database may be implemented using any commercially available database management system (DBMS), database server, file system, or other data repository that provides a functionally equivalent implementation. The terms "table", "row", and "column" are used in this document only as examples of logical data structures.

TPC-C uses terminology and metrics that are similar to other benchmarks, originated by the TPC or others. Such similarity in terminology does not in any way imply that TPC-C results are comparable to other benchmarks. The only benchmark results comparable to TPC-C are other TPC-C results conformant with the same revision.

Despite the fact that this benchmark offers a rich environment that emulates many OLTP applications, this benchmark does not reflect the entire range of OLTP requirements. In addition, the extent to which a customer can achieve the results reported by a vendor is highly dependent on how closely TPC-C approximates the customer application. The relative performance of systems derived from this benchmark does not necessarily hold for other workloads or environments. Extrapolations to any other environment are not recommended.

Benchmark results are highly dependent upon workload, specific application requirements, and systems design and implementation. Relative system performance will vary as a result of these and other factors. Therefore, TPC-C should not be used as a substitute for a specific customer application benchmarking when critical capacity planning and/or product evaluation decisions are contemplated.

Benchmark sponsors are permitted several possible system designs, insofar as they adhere to the model described and pictorially illustrated in Clause 6. A Full Disclosure Report of the implementation details, as specified in Clause 8, must be made available along with the reported results.

Comment: While separated from the main text for readability, comments are a part of the standard and must be enforced. However, the sample programs, included as Appendix A, the summary statements, included as Appendix B, and the numerical quantities summary, included as Appendix C, are provided only as examples and are specifically not part of this standard.

0.2 General Implementation Guidelines

The purpose of TPC benchmarks is to provide relevant, objective performance data to industry users. To achieve that purpose, TPC benchmark specifications require that benchmark tests be implemented with systems, products, technologies and pricing that:

- Are generally available to users.
- Are relevant to the market segment that the individual TPC benchmark models or represents (e.g. TPC-A models and represents high-volume, simple OLTP environments).
- A significant number of users in the market segment the benchmark models or represents would plausibly implement.

The use of new systems, products, technologies (hardware or software) and pricing is encouraged so long as they meet the requirements above. Specifically prohibited are benchmark systems, products, technologies, pricing (hereafter referred to as "implementations") whose primary purpose is performance optimization of TPC benchmark results without any corresponding applicability to real-world applications and environments. In other words, all "benchmark specials," implementations that improve benchmark results but not real-world performance or pricing, are prohibited.

The following characteristics should be used as a guide to judge whether a particular implementation is a benchmark special. It is not required that each point below be met, but that the cumulative weight of the evidence be considered to identify an unacceptable implementation. Absolute certainty or certainty beyond a reasonable doubt is not required to make a judgment on this complex issue. The question that must be answered is this: based on the available evidence, does the clear preponderance (the greater share or weight) of evidence indicate that this implementation is a benchmark special?

The following characteristics should be used to judge whether a particular implementation is a benchmark special:

- Is the implementation generally available, documented, and supported?
- Does the implementation have significant restrictions on its use or applicability that limits its use beyond TPC benchmarks?
- Is the implementation or part of the implementation poorly integrated into the larger product?
- Does the implementation take special advantage of the limited nature of TPC benchmarks (e.g., transaction profile, transaction mix, transaction concurrency and/or contention, transaction isolation) in a manner that would not be generally applicable to the environment the benchmark represents?
- Is the use of the implementation discouraged by the vendor? (This includes failing to promote the implementation in a manner similar to other products and technologies.)
- Does the implementation require uncommon sophistication on the part of the end-user, programmer, or system administrator?

- Is the pricing unusual or non-customary for the vendor or unusual or non-customary to normal business practices? The following pricing practices are suspect:
 - Availability of a discount to a small subset of possible customers.
 - Discounts documented in an unusual or non-customary manner.
 - Discounts that exceeds 25% on small quantities and 50% on large quantities.
 - Pricing featured as a close-out or one-time special.
 - Unusual or non-customary restrictions on transferability of product, warranty or maintenance on discounted items.
- Is the implementation being used (including beta) or purchased by end-users in the market area the benchmark represents? How many? Multiple sites? If the implementation is not currently being used by end-users, is there any evidence to indicate that it will be used by a significant number of users?

Clause 1: LOGICAL DATABASE DESIGN

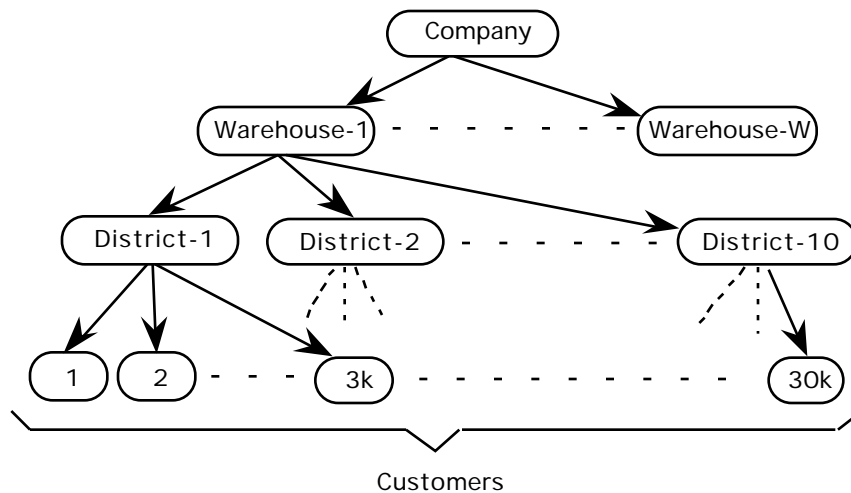
1.1 Business and Application Environment

TPC Benchmark™ C is comprised of a set of basic operations designed to exercise system functionalities in a manner representative of complex OLTP application environments. These basic operations have been given a life-like context, portraying the activity of a wholesale supplier, to help users relate intuitively to the components of the benchmark. The workload is centered around the activity of processing orders and provides a logical database design, which can be distributed without structural changes to transactions.

TPC-C does not represent the activity of any particular business segment, but rather any industry which must manage, sell, or distribute a product or service (e.g., car rental, food distribution, parts supplier, etc.). TPC-C does not attempt to be a model of how to build an actual application.

The purpose of a benchmark is to reduce the diversity of operations found in a production application, while retaining the application's essential performance characteristics, namely: the level of system utilization and the complexity of operations. A large number of functions have to be performed to manage a production order entry system. Many of these functions are not of primary interest for performance analysis, since they are proportionally small in terms of system resource utilization or in terms of frequency of execution. Although these functions are vital for a production system, they merely create excessive diversity in the context of a standard benchmark and have been omitted in TPC-C.

The Company portrayed by the benchmark is a wholesale supplier with a number of geographically distributed sales districts and associated warehouses. As the Company's business expands, new warehouses and associated sales districts are created. Each regional warehouse covers 10 districts. Each district serves 3,000 customers. All warehouses maintain stocks for the 100,000 items sold by the Company. The following diagram illustrates the warehouse, district, and customer hierarchy of TPC-C's business environment.

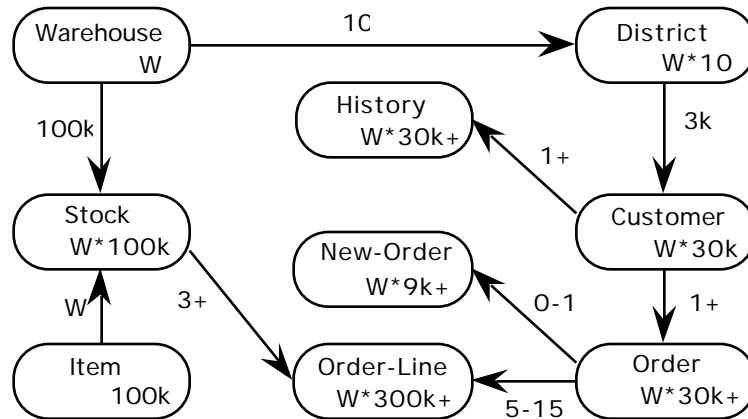


Customers call the Company to place a new order or request the status of an existing order. Orders are composed of an average of 10 order lines (i.e., line items). One percent of all order lines are for items not in-stock at the regional warehouse and must be supplied by another warehouse.

The Company's system is also used to enter payments from customers, process orders for delivery, and examine stock levels to identify potential supply shortages.

1.2 Database Entities, Relationships, and Characteristics

1.2.1 The components of the TPC-C database are defined to consist of nine separate and individual tables. The relationships among these tables are defined in the entity-relationship diagram shown below and are subject to the rules specified in Clause 1.4.



Legend:

- All numbers shown illustrate the database population requirements (see Clause 4.3).
- The numbers in the entity blocks represent the cardinality of the tables (number of rows). These numbers are factored by W, the number of Warehouses, to illustrate the database scaling. (see Clause 4).
- The numbers next to the relationship arrows represent the cardinality of the relationships (average number of children per parent).
- The plus (+) symbol is used after the cardinality of a relationship or table to illustrate that this number is subject to small variations in the initial database population over the measurement interval (see Clause 5.5) as rows are added or deleted.

1.3 Table Layouts

1.3.1 The following list defines the minimal structure (list of attributes) of each table where:

- **N unique IDs** means that the attribute must be able to hold any one ID within a minimum set of N unique IDs, regardless of the physical representation (e.g., binary, packed decimal, alphabetic, etc.) of the attribute.
- **variable text, size N** means that the attribute must be able to hold any string of characters of a variable length with a maximum length of N. If the attribute is stored as a fixed length string and the string it holds is shorter than N characters, it must be padded with spaces.
- **fixed text, size N** means that the attribute must be able to hold any string of characters of a fixed length of N.
- **date and time** means that the attribute must be able to hold any date between 1st January 1900 and 31st December 2100 with a resolution of at least one second.

- **numeric, N digits** means that the attribute must be able to hold any N decimal digits value. Numeric fields that contain monetary values (W_YTD, D_YTD, C_CREDIT_LIM, C_BALANCE, C_YTD_PAYMENT, H_AMOUNT, OL_AMOUNT, I_PRICE, and S_YTD) must use data types that give exact representation to at least the smallest monetary unit in the currency being used in the benchmark implemented. For example, C_BALANCE in U.S. dollars may be represented as (12,2) digit signed decimal (with implicit scaling), or scaled to cents in a signed integer of at least 41 bits, or scaled to cents in a double precision (64 bit) REAL.
- **null** means out of the range of valid values for a given attribute and always the same value for that attribute.

Comment 1 : For each table, the following list of attributes can be implemented in any order, using any physical representation available from the tested system.

Comment 2 : Table and attribute names are used for illustration purposes only; different names may be used by the implementation.

WAREHOUSE Table Layout

<u>Field Name</u>	<u>Field Definition</u>	<u>Comments</u>
W_ID	2*W unique IDs	<i>W Warehouses are populated</i>
W_NAME	variable text, size 10	
W_STREET_1	variable text, size 20	
W_STREET_2	variable text, size 20	
W_CITY	variable text, size 20	
W_STATE	fixed text, size 2	
W_ZIP	fixed text, size 9	
W_TAX	numeric, 4 digits	<i>Sales tax</i>
W_YTD	numeric, 12 digits	<i>Year to date balance</i>

Primary Key: W_ID

DISTRICT Table Layout

<u>Field Name</u>	<u>Field Definition</u>	<u>Comments</u>
D_ID	20 unique IDs	<i>10 are populated per warehouse</i>
D_W_ID	2*W unique IDs	
D_NAME	variable text, size 10	
D_STREET_1	variable text, size 20	
D_STREET_2	variable text, size 20	
D_CITY	variable text, size 20	
D_STATE	fixed text, size 2	
D_ZIP	fixed text, size 9	
D_TAX	numeric, 4 digits	<i>Sales tax</i>
D_YTD	numeric, 12 digits	<i>Year to date balance</i>
D_NEXT_O_ID	10,000,000 unique IDs	<i>Next available Order number</i>

Primary Key: (D_W_ID, D_ID)

D_W_ID Foreign Key, references W_ID

CUSTOMER Table Layout

<u>Field Name</u>	<u>Field Definition</u>	<u>Comments</u>
C_ID	96,000 unique IDs	<i>3,000 are populated per district</i>
C_D_ID	20 unique IDs	
C_W_ID	2*W unique IDs	
C_FIRST	variable text, size 16	
C_MIDDLE	fixed text, size 2	
C_LAST	variable text, size 16	
C_STREET_1	variable text, size 20	
C_STREET_2	variable text, size 20	
C_CITY	variable text, size 20	
C_STATE	fixed text, size 2	
C_ZIP	fixed text, size 9	
C_PHONE	fixed text, size 16	
C_SINCE	date and time	
C_CREDIT	fixed text, size 2	<i>"GC"=good, "BC"=bad</i>
C_CREDIT_LIM	numeric, 12 digits	
C_DISCOUNT	numeric, 4 digits	
C_BALANCE	signed numeric, 12 digits	
C_YTD_PAYMENT	numeric, 12 digits	
C_PAYMENT_CNT	numeric, 4 digits	
C_DELIVERY_CNT	numeric, 4 digits	
C_DATA	variable text, size 500	<i>Miscellaneous information</i>

Primary Key: (C_W_ID, C_D_ID, C_ID)

(C_W_ID, C_D_ID) Foreign Key, references (D_W_ID, D_ID)

HISTORY Table Layout

<u>Field Name</u>	<u>Field Definition</u>	<u>Comments</u>
H_C_ID	96,000 6,000 unique IDs	
H_C_D_ID	20 unique IDs	
H_C_W_ID	2*W unique IDs	
H_D_ID	20 unique IDs	
H_W_ID	2*W unique IDs	
H_DATE	date and time	
H_AMOUNT	numeric, 6 digits	
H_DATA	variable text, size 24	<i>Miscellaneous information</i>

Primary Key: none

(H_C_W_ID, H_C_D_ID, H_C_ID) Foreign Key, references (C_W_ID, C_D_ID, C_ID)

(H_W_ID, H_D_ID) Foreign Key, references (D_W_ID, D_ID)

Comment: Rows in the History table do not have a primary key as, within the context of the benchmark, there is no need to uniquely identify a row within this table.

NEW-ORDER Table Layout

<u>Field Name</u>	<u>Field Definition</u>	<u>Comments</u>
NO_O_ID	10,000,000 unique IDs	
NO_D_ID	20 unique IDs	
NO_W_ID	2*W unique IDs	

Primary Key: (NO_W_ID, NO_D_ID, NO_O_ID)

(NO_W_ID, NO_D_ID, NO_O_ID) Foreign Key, references (O_W_ID, O_D_ID, O_ID)

ORDER Table Layout

<u>Field Name</u>	<u>Field Definition</u>	<u>Comments</u>
O_ID	10,000,000 unique IDs	
O_D_ID	20 unique IDs	
O_W_ID	2*W unique IDs	
O_C_ID	96,000 6,000 unique IDs	
O_ENTRY_D	date and time	
O_CARRIER_ID	10 unique IDs, or null	
O_OL_CNT	from 5 to 15	<i>Count of Order-Lines</i>
O_ALL_LOCAL	numeric, 1 digit	

Primary Key: (O_W_ID, O_D_ID, O_ID)

(O_W_ID, O_D_ID, O_C_ID) Foreign Key, references (C_W_ID, C_D_ID, C_ID)

ORDER-LINE Table Layout

<u>Field Name</u>	<u>Field Definition</u>	<u>Comments</u>
OL_O_ID	10,000,000 unique IDs	
OL_D_ID	20 unique IDs	
OL_W_ID	2*W unique IDs	
OL_NUMBER	15 unique IDs	
OL_I_ID	200,000 unique IDs	
OL_SUPPLY_W_ID	2*W unique IDs	
OL_DELIVERY_D	date and time, or null	
OL_QUANTITY	numeric, 2 digits	
OL_AMOUNT	numeric, 6 digits	
OL_DIST_INFO	fixed text, size 24	

Primary Key: (OL_W_ID, OL_D_ID, OL_O_ID, OL_NUMBER)

(OL_W_ID, OL_D_ID, OL_O_ID) Foreign Key, references (O_W_ID, O_D_ID, O_ID)

(OL_SUPPLY_W_ID, OL_I_ID) Foreign Key, references (S_W_ID, S_I_ID)

ITEM Table Layout

<u>Field Name</u>	<u>Field Definition</u>	<u>Comments</u>
I_ID	200,000 unique IDs	<i>100,000 items are populated</i>
I_IM_ID	200,000 unique IDs	<i>Image ID associated to Item</i>
I_NAME	variable text, size 24	
I_PRICE	numeric, 5 digits	
I_DATA	variable text, size 50	<i>Brand information</i>

Primary Key: I_ID

STOCK Table Layout

<u>Field Name</u>	<u>Field Definition</u>	<u>Comments</u>
S_I_ID	200,000 unique IDs	<i>100,000 populated per warehouse</i>
S_W_ID	2*W unique IDs	
S_QUANTITY	numeric, 4 digits	
S_DIST_01	fixed text, size 24	
S_DIST_02	fixed text, size 24	
S_DIST_03	fixed text, size 24	
S_DIST_04	fixed text, size 24	
S_DIST_05	fixed text, size 24	
S_DIST_06	fixed text, size 24	
S_DIST_07	fixed text, size 24	
S_DIST_08	fixed text, size 24	
S_DIST_09	fixed text, size 24	
S_DIST_10	fixed text, size 24	
S_YTD	numeric, 8 digits	
S_ORDER_CNT	numeric, 4 digits	
S_REMOTE_CNT	numeric, 4 digits	
S_DATA	variable text, size 50	<i>Make information</i>

Primary Key: (S_W_ID, S_I_ID)

S_W_ID Foreign Key, references W_ID

S_I_ID Foreign Key, references I_ID

1.4 Implementation Rules

1.4.1 The physical clustering of records within the database is allowed.

1.4.2 A view which represents the rows to avoid logical read/writes is excluded.

Comment: The intent of this clause is to insure that the application implements the number of logical operations defined in the transaction profiles without combining several operations in one, via the use of a view.

1.4.3 All tables must have the properly scaled number of rows as defined by the database population requirements (see Clause 4.3).

1.4.4 Horizontal partitioning of tables is allowed. Groups of rows from a table may be assigned to different files, disks, or areas. If implemented, the details of such partitioning must be disclosed.

1.4.5 Vertical partitioning of tables is allowed. Groups of attributes (columns) of one table may be assigned to files, disks, or areas different from those storing the other attributes of that table. If implemented, the details of such partitioning must be disclosed (see Clause 1.4.9 for limitations).

Comment: in the two clauses above (1.4.4 and 1.4.5) assignment of data to different files, disks, or areas not based on knowledge of the logical structure of the data (e.g., knowledge of row or attribute boundaries) is not considered partitioning. For example, distribution or stripping over multiple disks of a physical file which stores one or more logical tables is not considered partitioning as long as this distribution is done by the hardware or the operating system without knowledge of the logical structure stored in the physical file.

1.4.6 Replication is allowed for all tables. All copies of tables which are replicated must meet all requirements for atomicity, consistency, and isolation as defined in Clause 3. If implemented, the details of such replication must be disclosed.

Comment: Only one copy of a replicated table needs to meet the durability requirements defined in Clause 3.

1.4.7 Attributes may be added and/or duplicated from one table to another as long as these changes do not improve performance.

1.4.8 Each attribute, as described in Clause 1.3.1, must be logically discrete and independently accessible by the data manager. For example, W_STREET_1 and W_STREET_2 cannot be implemented as two sub-parts of a discrete attribute W_STREET.

1.4.9 Each attribute, as described in Clause 1.3.1, must be accessible by the data manager as a single attribute. For example, S_DATA cannot be implemented as two discrete attributes S_DATA_1 and S_DATA_2. The following attributes are exceptions to this clause. No vertical partitioning can be defined between the two attributes used to implement these exceptions.

- All attributes holding a time-and-date value (i.e., C_SINCE, H_DATE, O_ENTRY_D, and OL_DELIVERY_D) can be implemented as a combination of two attributes: a date attribute and a time attribute.
- The attribute C_DATA can be implemented as two distinct attributes of equal size and using the same datatype.

1.4.10 The primary key of each table must not directly represent the physical disk addresses of the row or any offsets thereof. The application may not reference rows using relative addressing since they are simply offsets from the beginning of the storage space. This does not preclude hashing schemes or other file organizations which have provisions for adding, deleting, and modifying records in the ordinary course of processing. Exception: The History table can use relative addressing but all other requirements apply.

Comment 1: It is the intent of this clause that the application program (see Clause 2.1.7) executing the transaction, or submitting the transaction request, not use physical identifiers, but logical identifiers for all accesses, and contain no user written code which translates or aids in the translation of a logical key to the location within the table of the associated row or rows. For example, it is not legitimate for the application to build a "translation table" of logical-to-physical addresses and use it to enhance performance.

Comment 2: Internal record or row identifiers, for example, Tuple IDs or cursors, may be used under the following conditions:

1. For each transaction executed, initial access to any row must be via the key(s) specified in the transaction profile and no other attributes. Initial access includes insertion, deletion, retrieval, and update of any row.
2. Clause 1.4.10 may not be violated.

1.4.11 While inserts and deletes are not performed on all tables, the system must not be configured to take special advantage of this fact during the test. Although inserts are inherently limited by the storage space available on the configured system, there must be no restriction on inserting in any of the tables a minimum number of rows equal to 5% of the table cardinality and with a key value of at least double the range of key values present in that table.

Comment: It is required that the space for the additional 5% table cardinality be configured for the test run and priced (as static space per Clause 4.2.3) accordingly. For systems where space is configured and dynamically allocated at a later time, this space must be considered as allocated and included as static space when priced.

1.4.12 The minimum decimal precision for any computation performed as part of the application program must be the maximum decimal precision of all the individual items in that calculation.

1.4.13 Any other rules specified elsewhere in this document apply to the implementation (e.g., the consistency rules in Clause 3.3).

1.5 Integrity Rules

1.5.1 In any committed state, the primary key values must be unique within each table. For example, in the case of a horizontally partitioned table, primary key values of rows across all partitions must be unique.

1.5.2 In any committed state, no ill-formed rows may exist in the database. An ill-formed row occurs when the value of any attributes cannot be determined. For example, in the case of a vertically partitioned table, a row must exist in all the partitions.

1.6 Data Access Transparency Requirements

Data Access Transparency is the property of the system which removes from the application program any knowledge of the location and access mechanisms of partitioned data. An implementation which uses vertical and/or horizontal partitioning must meet the requirements for transparent data access described here.

No finite series of test can prove that the system supports complete data access transparency. The requirements below describe the minimum capabilities needed to establish that the system provides transparent data access.

Comment: The intent of this clause is to require that access to physically and/or logically partitioned data be provided directly and transparently by services implemented by commercially available layers below the application program such as the data/file manager (DBMS), the operating system, the hardware, or any combination of these.

1.6.1 Each of the nine tables described in Clause 1.3 must be identifiable by names which have no relationship to the partitioning of tables. All data manipulation operations in the application program (see Clause 2.1.7) must use only these names.

1.6.2 The system must prevent any data manipulation operation performed using the names described in Clause 1.6.1 which would result in a violation of the integrity rules (see Clause 1.5). For example: the system must prevent a non-TPC-C application from committing the insertion of a row in a vertically partitioned table unless all partitions of that row have been inserted.

1.6.3 Using the names which satisfy Clause 1.6.1, any arbitrary non-TPC-C application must be able to manipulate any set of rows or columns:

- Identifiable by any arbitrary condition supported by the underlying DBMS
- Using the names described in Clause 1.6.1 and using the same data manipulation semantics and syntax for all tables.

For example, the semantics and syntax used to update an arbitrary set of rows in any one table must also be usable when updating another arbitrary set of rows in any other table.

Comment: The intent is that the TPC-C application program uses general purpose mechanisms to manipulate data in the database.

Clause 2: TRANSACTION and TERMINAL PROFILES

2.1 Definition of Terms

2.1.1 The term **select** as used in this specification refers to the action of identifying (e.g., referencing, pointing to) a row (or rows) in the database without requiring retrieval of the actual content of the identified row(s).

2.1.2 The term **retrieve** as used in this specification refers to the action of accessing (i.e., fetching) the value of an attribute from the database and passing this value to the application program.

Note: Fields that correspond to database attributes are in UPPERCASE. Other fields, such as fields used by the SUT, or the RTE, for computations, or communication with the terminal, but not stored in the database, are in *lowercase italics*.

2.1.3 The term **database transaction** as used in this specification refers to a unit of work on the database with full ACID properties as described in Clause 3. A **business transaction** is comprised of one or more database transactions. When used alone, the term transaction refers to a business transaction.

2.1.4 The term **[x .. y]** represents a closed range of values starting with *x* and ending with *y*.

2.1.5 The term **randomly selected within [x .. y]** means independently selected at random and uniformly distributed between *x* and *y*, inclusively, with a mean of $(x+y)/2$, and with the same number of digits of precision as shown. For example, [0.01 .. 100.00] has 10,000 unique values, whereas [1 ..100] has only 100 unique values.

2.1.6 The term **non-uniform random**, used only for generating customer numbers, customer last names, and item numbers, means an independently selected and non-uniformly distributed random number over the specified range of values [*x* .. *y*]. This number must be generated by using the function **NURand** which produces positions within the range [*x* .. *y*]. The results of NURand might have to be converted to produce a name or a number valid for the implementation.

$$\text{NURand}(A, x, y) = (((\text{random}(0, A) | \text{random}(x, y)) + C) \% (y - x + 1)) + x$$

where:

exp-1 | exp-2 stands for the bitwise logical OR operation between exp-1 and exp-2

exp-1 % exp-2 stands for exp-1 modulo exp-2

random(*x*, *y*) stands for randomly selected within [*x* .. *y*]

A is a constant chosen according to the size of the range [*x* .. *y*]

for C_LAST, the range is [0 .. 999] and A = 255

for C_ID, the range is [1 .. 3000] and A = 1023

for OL_I_ID, the range is [1 .. 100000] and A = 8191

C is a run-time constant randomly chosen within [0 .. A] that can be varied without altering performance. The same C value, per field (C_LAST, C_ID, and OL_I_ID), must be used by all emulated terminals.

2.1.7 The term **application program** refers to code that is not part of the commercially available components of the system, but produced specifically to implement the transaction profiles (see Clauses 2.4.2, 2.5.2, 2.6.2, 2.7.4, and 2.8.2) of this benchmark. For example, stored procedures, triggers, and referential integrity constraints are considered part of the application program when used to implement any portion of the transaction profiles, but are not considered part of the application program when solely used to enforce integrity rules (see Clause 1.5) or transparency requirements (see Clause 1.6) independently of any transaction profile.

2.1.8 The term **terminal** as used in this specification refers to the interface device capable of entering and displaying characters from and to a user with a minimum display of 24x80. A terminal is defined as the components that facilitate end-user input and the display of the output as defined in Clause 2. The terminal may not contain any knowledge of the application except field format, type, and position.

2.2 General Requirements for Terminal I/O

2.2.1 Input/Output Screen Definitions

2.2.1.1 The layout (position on the screen and size of titles and fields) of the input/output screens, as defined in Clauses 2.4.3.1, 2.5.3.1, 2.6.3.1, 2.7.3.1, and 2.8.3.1, must be reproduced by the test sponsor as closely as possible given the features and limitations of the implemented system. Any deviation from the input/output screens must be explained.

2.2.1.2 Input/output screens may be altered to circumvent limitations of the implementation providing that no performance advantage is gained. However, the following rules apply:

1. Titles can be translated into any language.
2. The semantic content cannot be altered.
3. The number of individual fields cannot be altered.
4. The number of characters within the fields (i.e., field width) cannot be decreased.
5. Reordering or repositioning of fields is allowed.
6. A copy of the new screen specifications and layout must be included in the Full Disclosure Report.

2.2.1.3 The amount and price fields defined in Clause 2 are formatted for U.S. currency. These formats can be modified to satisfy different currency representation (e.g., use another currency sign, move the decimal point retaining at least one digit on its right).

2.2.1.4 For input/output screens with unused fields (or groups of fields), it is not required to enter or display these fields. For example, when an order has less than 15 items, the groups of fields corresponding to the remaining items on the input/output screen are unused and need not be entered or displayed after being cleared. Similarly, when selecting a customer using its last name, the customer number field is unused and need not be entered or displayed after being cleared.

2.2.1.5 All input and output fields that may change must be cleared at the beginning of each transaction even when the same transaction type is consecutively selected by a given terminal. Fields should be cleared by displaying them as spaces or zeros.

Comment: In Clauses 2.2.1.4 and 2.2.1.5, if the test sponsor does not promote using space or zero as a clear character for its implementation, other clear characters can be used as long as a given field always uses the same clear character.

2.2.1.6 A **menu** is used to select the next transaction type. The menu, consisting of one or more lines, must be displayed at the very top or at the very bottom of the input/output screen. If an input field is needed to enter the menu selection, it must be located on the line(s) reserved for the menu.

Comment: The menu is in addition to the screen formats defined in the terminal I/O Clause for each transaction type.

2.2.1.7 The menu must display explicit text (i.e., it must contain the full name of each transaction and the action to be taken by the user to select each transaction). A minimum of 60 characters (excluding spaces) must be displayed on the menu.

2.2.1.8 Any input and output field(s), other than the mandatory fields specified in the input/output screens as defined in Clauses 2.4.3.1, 2.5.3.1, 2.6.3.1, 2.7.3.1, and 2.8.3.1, must be disclosed, and the purpose of such field(s) explained.

2.2.2 Entering and Displaying Fields

2.2.2.1 A field is said to be entered once all the significant characters that compose the input data for that field have been communicated to the SUT by the emulated terminal.

2.2.2.2 A field is said to be displayed once all significant characters that compose the data for that field have been communicated by the SUT to the emulated terminal for display.

2.2.2.3 Communicating input and output data does not require transferring any specific number of bytes. Methods for optimizing this communication, such as message compression and data caching, are allowed.

2.2.2.4 The following features must be provided to the emulated user:

1. The input characters appear on the input/output screen (i.e., are echoed) as they are keyed in. This requirement can be satisfied by visual inspection at full load where there are no perceivable delays. Otherwise, it is required that the character echoing be verified by actual measurements. For example, that can be done using a protocol analyzer, RTE measurement, etc. to show that the echo response time is less than 1 second.
2. Input is allowed only in the positions of an input field (i.e., output-only fields, labels, and blanks spaces on the input/output screen are protected from input).
3. Input-capable fields are designated by some method of clearly identifying them (e.g., highlighted areas, underscores, reverse video, column dividers, etc.).
4. It must be possible to key in only significant characters into fields. For alphanumeric fields, non-keyed positions must be translated to blanks or nulls. For numeric fields, keyed input of less than the maximum allowable digits must be presented right justified on the output screen.
5. All fields for which a value is necessary to allow the application to complete are required to contain input prior to the start of the measurement of the transaction RT, or the application must contain a set of error-handling routines to inform the user that required fields have not been entered.
6. Fields can be keyed and re-keyed in any order. Specifically:
 - The emulated user must be able to move the input cursor forward and backward directly to the input capable fields.
 - The application cannot rely on fields being entered in any particular order.
 - The user can return to a field that has been keyed in and change its value prior to the start of the measurement of the transaction RT.
7. Numeric fields must be protected from non-numeric input. If one or more non-numeric characters is entered in a numeric field, a data entry error must be signaled to the user.

Comment: Input validation may either be performed by the terminal, by the application, or a combination of both. Input validation required by Item 5 and Item 7 must occur prior to starting a database transaction. Specifically, invalid data entry may not result in a rolled back transaction.

2.2.2.5 All output fields that display values that are updated in the database by the current business transaction must display the "new" (i.e., committed) values for those fields.

2.3 General Requirements for Transaction Profiles

Each transaction must be implemented according to the specified transaction profiles. In addition:

2.3.1 The order of the data manipulations within the transaction bounds is immaterial (unless otherwise specified, see Clause 2.4.2.3), and is left to the latitude of the test sponsor, as long as the implemented transactions are functionally equivalent to those specified in the transaction profiles.

2.3.2 The transaction profiles specify minimal data retrieval and update requirements for the transactions. Additional navigational steps or data manipulation operations implemented within the database transactions must be disclosed, and the purpose of such addition(s) must be explained.

2.3.3 Each attribute must be obtained from the designated table in the transaction profiles.

Comment: The intent of this clause is to prevent reducing the number of logical database operations required to implement each transaction.

2.3.4 No data manipulation operation from the transaction profile can be performed before all input data have been communicated to the SUT, or after any output data have been communicated by the SUT to the emulated terminal.

Comment: The intent of this clause is to ensure that, for a given business transaction, no data manipulation operation from the transaction profile is performed prior to the timestamp taken at the beginning of the Transaction RT or after the timestamp taken at the end of the Transaction RT (see Clause 5.3). For example, in the New-Order transaction the SUT is not allowed to fetch the matching row from the CUSTOMER table until all input data have been communicated to the SUT, even if this row is fetched again later during the execution of that same transaction.

2.3.5 If transactions are routed or organized within the SUT, a commercially available transaction processing monitor or equivalent commercially available software (hereinafter referred to as TM) is required with the following features/functionality:

Operation - The TM must allow for:

- request/service prioritization
- multiplexing/de multiplexing of requests/services
- automatic load balancing
- reception, queuing, and execution of multiple requests/services concurrently

Security - The TM must allow for:

- the ability to validate and authorize execution of each service at the time the service is requested.
- the restriction of administrative functions to authorized users.

Administration/Maintenance - The TM must have the predefined capability to perform centralized, non programmatic (i.e., must be implemented in the standard product and not require programming) and dynamic configuration management of TM resources including hardware, network, services (single or group), queue management prioritization rules, etc.

Recovery - The TM must have the capability to:

- post error codes to an application.
- detect and terminate long-running transactions based on predefined time-out intervals.

Application Transparency - The message context(s) that exist between the client and server application programs must be managed solely by the TM. The client and server application programs must not have any knowledge of the message context or the underlying communication mechanisms that support that context.

Comment 1: The following are examples of implementations that are non-compliant with the Application Transparency requirement.

1. Client and server application programs use the same identifier (e.g., handle or pointer) to maintain the message context for multiple transactions.
2. Change and/or recompilation of the client and/or server application programs is required when the number of queues or equivalent data structures used by the TM to maintain the message context between the client and server application programs is changed by TM administration.

Comment 2: The intent of this clause is to encourage the use of general purpose, commercially available transaction monitors, and to exclude special purpose software developed for benchmarking or other limited use. It is recognized that implementations of features and functionality described above vary across vendors' architectures. Such differences do not preclude compliance with the requirements of this clause.

Comment 3: Functionality of TM or equivalent software is not required if the DBMS maintains an individual context for each emulated user.

2.4 The New-Order Transaction

The New-Order business transaction consists of entering a complete order through a single database transaction. It represents a mid-weight, read-write transaction with a high frequency of execution and stringent response time requirements to satisfy on-line users. This transaction is the backbone of the workload. It is designed to place a variable load on the system to reflect on-line database activity as typically found in production environments.

2.4.1 Input Data Generation

2.4.1.1 For any given terminal, the home warehouse number (W_ID) is constant over the whole measurement interval (see Clause 5.5).

2.4.1.2 The district number (D_ID) is randomly selected within [1 .. 10] from the home warehouse ($D_W_ID = W_ID$). The non-uniform random customer number (C_ID) is selected using the `NURand(1023, 1, 3000)` function from the selected district number ($C_D_ID = D_ID$) and the home warehouse number ($C_W_ID = W_ID$).

2.4.1.3 The number of items in the order (ol_cnt) is randomly selected within [5 .. 15] (an average of 10). This field is not entered. It is generated by the terminal emulator to determine the size of the order. O_OL_CNT is later displayed after being computed by the SUT.

2.4.1.4 A fixed 1% of the New-Order transactions are chosen at random to simulate user data entry errors and exercise the performance of rolling back update transactions. This must be implemented by generating a random number rbk within [1 .. 100].

Comment: All New-Order transactions must have independently generated input data. The input data from a rolled back transaction cannot be used for a subsequent transaction.

2.4.1.5 For each of the ol_cnt items on the order:

1. A non-uniform random item number (OL_I_ID) is selected using the `NURand(8191, 1, 100000)` function. If this is the last item on the order and $rbk = 1$ (see Clause 2.4.1.4), then the item number is set to an unused value.

Comment: An **unused** value for an item number is a value not found in the database such that its use will produce a "not-found" condition within the application program. This condition should result in rolling back the current database transaction.

2. A supplying warehouse number ($OL_SUPPLY_W_ID$) is selected as the home warehouse 99% of the time and as a remote warehouse 1% of the time. This can be implemented by generating a random number x within [1 .. 100];

- If $x > 1$, the item is supplied from the home warehouse ($OL_SUPPLY_W_ID = W_ID$).

- If $x = 1$, the item is supplied from a remote warehouse ($OL_SUPPLY_W_ID$ is randomly selected within the range of active warehouses (see Clause 4.2.2) other than W_ID).

Comment 1: With an average of 10 items per order, approximately 90% of all orders can be supplied in full by stocks from the home warehouse.

Comment 2: If the system is configured for a single warehouse, then all items are supplied from that single home warehouse.

3. A quantity ($OL_QUANTITY$) is randomly selected within [1 .. 10].

2.4.1.6 The order entry date (O_ENTRY_D) is generated within the SUT by using the current system date and time.

2.4.1.7 An order-line is said to be **home** if it is supplied by the home warehouse (i.e., when OL_SUPPLY_W_ID equals O_W_ID).

2.4.1.8 An order-line is said to be **remote** when it is supplied by a remote warehouse (i.e., when OL_SUPPLY_W_ID does not equal O_W_ID).

2.4.2 Transaction Profile

2.4.2.1 Entering a new order is done in a single database transaction with the following steps:

1. Create an order header, comprised of:
 - 2 row selections with data retrieval,
 - 1 row selection with data retrieval and update,
 - 2 row insertions.
2. Order a variable number of items (average *ol_cnt* = 10), comprised of:
 - (1 * *ol_cnt*) row selections with data retrieval,
 - (1 * *ol_cnt*) row selections with data retrieval and update,
 - (1 * *ol_cnt*) row insertions.

Note: The above summary is provided for information only. The actual requirement is defined by the detailed transaction profile below.

2.4.2.2 For a given warehouse number (W_ID), district number (D_W_ID , D_ID), customer number (C_W_ID , C_D_ID , C_ID), count of items (*ol_cnt*, not communicated to the SUT), and for a given set of items (OL_I_ID), supplying warehouses (OL_SUPPLY_W_ID), and quantities (OL_QUANTITY):

- The input data (see Clause 2.4.3.2) are communicated to the SUT.
- A database transaction is started.
- The row in the WAREHOUSE table with matching W_ID is selected and W_TAX, the warehouse tax rate, is retrieved.
- The row in the DISTRICT table with matching D_W_ID and D_ID is selected, D_TAX, the district tax rate, is retrieved, and D_NEXT_O_ID, the next available order number for the district, is retrieved and incremented by one.
- The row in the CUSTOMER table with matching C_W_ID, C_D_ID, and C_ID is selected and C_DISCOUNT, the customer's discount rate, C_LAST, the customer's last name, and C_CREDIT, the customer's credit status, are retrieved.
- A new row is inserted into both the NEW-ORDER table and the ORDER table to reflect the creation of the new order. O_CARRIER_ID is set to a null value. If the order includes only home order-lines, then O_ALL_LOCAL is set to 1, otherwise O_ALL_LOCAL is set to 0.
- The number of items, O_OL_CNT, is computed to match *ol_cnt*.

- For each O_OL_CNT item on the order:
 - The row in the ITEM table with matching I_ID (equals OL_I_ID) is selected and I_PRICE, the price of the item, I_NAME, the name of the item, and I_DATA are retrieved. If I_ID has an unused value (see Clause 2.4.1.5), a "not-found" condition is signaled, resulting in a rollback of the database transaction (see Clause 2.4.2.3).
 - The row in the STOCK table with matching S_I_ID (equals OL_I_ID) and S_W_ID (equals OL_SUPPLY_W_ID) is selected. S_QUANTITY, the quantity in stock, S_DIST_xx, where xx represents the district number, and S_DATA are retrieved. If the retrieved value for S_QUANTITY exceeds OL_QUANTITY by 10 or more, then S_QUANTITY is decreased by OL_QUANTITY; otherwise S_QUANTITY is updated to (S_QUANTITY - OL_QUANTITY)+91. S_YTD is increased by OL_QUANTITY and S_ORDER_CNT is incremented by 1. If the order-line is remote, then S_REMOTE_CNT is incremented by 1.
 - The amount for the item in the order (OL_AMOUNT) is computed as:

$$OL_QUANTITY * I_PRICE$$
 - The strings in I_DATA and S_DATA are examined. If they both include the string "ORIGINAL", the *brand-generic* field for that item is set to "B", otherwise, the *brand-generic* field is set to "G".
 - A new row is inserted into the ORDER-LINE table to reflect the item on the order. OL_DELIVERY_D is set to a null value, OL_NUMBER is set to a unique value within all the ORDER-LINE rows that have the same OL_O_ID value, and OL_DIST_INFO is set to the content of S_DIST_xx, where xx represents the district number (OL_D_ID)
- The *total-amount* for the complete order is computed as:

$$\text{sum}(OL_AMOUNT) * (1 - C_DISCOUNT) * (1 + W_TAX + D_TAX)$$
- The database transaction is committed, unless it has been rolled back as a result of an *unused* value for the last item number (see Clause 2.4.1.5).
- The output data (see Clause 2.4.3.3) are communicated to the terminal.

2.4.2.3 For transactions that rollback as a result of an unused item number, the complete transaction profile must be executed with the exception that the following steps need not be done:

- Selecting and retrieving the row in the STOCK table with S_I_ID matching the unused item number.
- Examining the strings I_DATA and S_DATA for the unused item.
- Inserting a new row into the ORDER-LINE table for the unused item.
- Adding the amount for the unused item to the sum of all OL_AMOUNT.

The transaction is not committed. Instead, the transaction is rolled back.

Comment 1: The intent of this clause is to ensure that within the New-Order transaction all valid items are processed prior to processing the unused item. Knowledge that an item is unused, resulting in rolling back the transaction, can only be used to skip execution of the above steps. No other optimization can result from this knowledge (e.g., skipping other steps, changing the execution of other steps, using a different type of transaction, etc.).

Comment 2: This clause is an exception to Clause 2.3.1. The order of data manipulations prior to signaling a "not found" condition is immaterial.

2.4.3 Terminal I/O

2.4.3.1 For each transaction the originating terminal must display the following input/output screen with all input and output fields cleared (with either spaces or zeros) except for the Warehouse field which has not changed and must display the fixed W_ID value associated with that terminal.

	1	2	3	4	5	6	7	8	
	1234567890	1234567890	1234567890	1234567890	1234567890	1234567890	1234567890	1234567890	
1	New Order								
2	Warehouse: 9999	District: 99						Date: DD-MM-YYYY hh:mm:ss	
3	Customer: 9999	Name: XXXXXXXXXXXXXXXX	Credit: XX	%Disc: 99.99					
4	Order Number: 99999999	Number of Lines: 99	W_tax: 99.99	D_tax: 99.99					
5									
6	Supp_W	Item_Id	Item Name	Qty	Stock	B/G	Price	Amount	
7	9999	999999	XXXXXXXXXXXXXXXXXXXXXXXXXXXX	99	999	X	\$999.99	\$9999.99	
8	9999	999999	XXXXXXXXXXXXXXXXXXXXXXXXXXXX	99	999	X	\$999.99	\$9999.99	
9	9999	999999	XXXXXXXXXXXXXXXXXXXXXXXXXXXX	99	999	X	\$999.99	\$9999.99	
10	9999	999999	XXXXXXXXXXXXXXXXXXXXXXXXXXXX	99	999	X	\$999.99	\$9999.99	
11	9999	999999	XXXXXXXXXXXXXXXXXXXXXXXXXXXX	99	999	X	\$999.99	\$9999.99	
12	9999	999999	XXXXXXXXXXXXXXXXXXXXXXXXXXXX	99	999	X	\$999.99	\$9999.99	
13	9999	999999	XXXXXXXXXXXXXXXXXXXXXXXXXXXX	99	999	X	\$999.99	\$9999.99	
14	9999	999999	XXXXXXXXXXXXXXXXXXXXXXXXXXXX	99	999	X	\$999.99	\$9999.99	
15	9999	999999	XXXXXXXXXXXXXXXXXXXXXXXXXXXX	99	999	X	\$999.99	\$9999.99	
16	9999	999999	XXXXXXXXXXXXXXXXXXXXXXXXXXXX	99	999	X	\$999.99	\$9999.99	
17	9999	999999	XXXXXXXXXXXXXXXXXXXXXXXXXXXX	99	999	X	\$999.99	\$9999.99	
18	9999	999999	XXXXXXXXXXXXXXXXXXXXXXXXXXXX	99	999	X	\$999.99	\$9999.99	
19	9999	999999	XXXXXXXXXXXXXXXXXXXXXXXXXXXX	99	999	X	\$999.99	\$9999.99	
20	9999	999999	XXXXXXXXXXXXXXXXXXXXXXXXXXXX	99	999	X	\$999.99	\$9999.99	
21	9999	999999	XXXXXXXXXXXXXXXXXXXXXXXXXXXX	99	999	X	\$999.99	\$9999.99	
22	Execution Status: XXXXXXXXXXXXXXXXXXXXXXXX						Total:	\$99999.99	
23									
24									

2.4.3.2 The emulated user must enter, in the appropriate fields of the input/output screen, the required input data which is divided in two groups and organized as follows:

- Two fields: D_ID and C_ID.

Comment: The value for *ol_cnt* cannot be entered, but must be determined by the application upon processing of the input data.

- One repeating group of fields: OL_I_ID, OL_SUPPLY_W_ID and OL_QUANTITY. The group is repeated *ol_cnt* times (once per item in the order). The values of these fields are chosen as per Clause 2.4.1.5.

Comment: In order to maintain a reasonable amount of keyed input, the supply warehouse fields must be filled in for each item, even when the supply warehouse is the home warehouse.

2.4.3.3 The emulated terminal must display, in the appropriate fields of the input/output screen, all input data and the output data resulting from the execution of the transaction. The display fields are divided in two groups as follows:

- One non-repeating group of fields: W_ID, D_ID, C_ID, O_ID, O_OL_CNT, C_LAST, C_CREDIT, C_DISCOUNT, W_TAX, D_TAX, O_ENTRY_D, *total_amount* , and an optional execution status message other than "Item number is not valid".

- One repeating group of fields: OL_SUPPLY_W_ID, OL_I_ID, I_NAME, OL_QUANTITY, S_QUANTITY, *brand_generic*, I_PRICE, and OL_AMOUNT. The group is repeated O_OL_CNT times (once per item in the order), equal to the computed value of *ol_cnt*.

2.4.3.4 For transactions that are rolled back as a result of an unused item number (1% of all New-Order transactions), the emulated terminal must display in the appropriate fields of the input/output screen the fields: W_ID, D_ID, C_ID, C_LAST, C_CREDIT, O_ID, and the execution status message "Item number is not valid". Note that no execution status message is required for successfully committed transactions. However, this field may not display "Item number is not valid" if the transaction is successful.

Comment: The number of the rolled back order, O_ID, must be displayed to verify that part of the transaction was processed.

2.4.3.5 The following table summarizes the terminal I/O requirements for the New-Order transaction:

	Enter	Display After rollback	Display Row/Column	Coordinates
Non-repeating Group		W_ID	W_ID	2/12
	D_ID	D_ID	D_ID	2/29
	C_ID	C_ID	C_ID	3/12
		C_LAST	C_LAST	3/25
		C_CREDIT	C_CREDIT	3/52
		C_DISCOUNT		3/64
		W_TAX		4/51
		D_TAX		4/67
		O_OL_CNT		4/42
		O_ID	O_ID	4/15
		O_ENTRY_D		2/61
		<i>total-amount</i>		22/71
			"Item number is not valid"	22/19
Repeating Group	OL_SUPPLY_W_ID	OL_SUPPLY_W_ID		7-22/3
	OL_I_ID	OL_I_ID		7-22/10
		I_NAME		7-22/20
	OL_QUANTITY	OL_QUANTITY		7-22/45
		S_QUANTITY		7-22/51
		<i>brand-generic</i>		7-22/58
		I_PRICE		7-22/63
		OL_AMOUNT		7-22/72

2.4.3.6 For general terminal I/O requirements, see Clause 2.2.

2.5 The Payment Transaction

The Payment business transaction updates the customer's balance and reflects the payment on the district and warehouse sales statistics. It represents a light-weight, read-write transaction with a high frequency of execution and stringent response time requirements to satisfy on-line users. In addition, this transaction includes non-primary key access to the CUSTOMER table.

2.5.1 Input Data Generation

2.5.1.1 For any given terminal, the home warehouse number (W_ID) is constant over the whole measurement interval.

2.5.1.2 The district number (D_ID) is randomly selected within [1 ..10] from the home warehouse (D_W_ID) = W_ID). The customer is randomly selected 60% of the time by last name (C_W_ID , C_D_ID, C_LAST) and 40% of the time by number (C_W_ID , C_D_ID , C_ID). Independent of the mode of selection, the customer resident warehouse is the home warehouse 85% of the time and is a randomly selected remote warehouse 15% of the time. This can be implemented by generating two random numbers x and y within [1 .. 100];

- If $x \leq 85$ a customer is selected from the selected district number (C_D_ID = D_ID) and the home warehouse number (C_W_ID = W_ID). The customer is paying through his/her own warehouse.
- If $x > 85$ a customer is selected from a random district number (C_D_ID is randomly selected within [1 .. 10]), and a random remote warehouse number (C_W_ID is randomly selected within the range of active warehouses (see Clause 4.2.2), and $C_W_ID \neq W_ID$). The customer is paying through a warehouse and a district other than his/her own.
- If $y \leq 60$ a customer last name (C_LAST) is generated according to Clause 4.3.2.3 from a non-uniform random value using the `NURand(255, 0, 999)` function. The customer is using his/her last name and is one of the possibly several customers with that last name.

Comment: This case illustrates the situation when a customer does not use his/her unique customer number.

- If $y > 60$ a non-uniform random customer number (C_ID) is selected using the `NURand(1023, 1, 3000)` function. The customer is using his/her customer number.

Comment: If the system is configured for a single warehouse, then all customers are selected from that single home warehouse.

2.5.1.3 The payment amount (H_AMOUNT) is randomly selected within [1.00 .. 5,000.00].

2.5.1.4 The payment date (H_DATE) is generated within the SUT by using the current system date and time.

2.5.1.5 A Payment transaction is said to be **home** if the customer belongs to the warehouse from which the payment is entered (when $C_W_ID = W_ID$).

2.5.1.6 A Payment transaction is said to be **remote** if the warehouse from which the payment is entered is not the one to which the customer belongs (when C_W_ID does not equal W_ID).

2.5.2 Transaction Profile

2.5.2.1 The Payment transaction enters a customer's payment with a single database transaction and is comprised of:

Case 1, the customer is selected based on customer number:

- 3 row selections with data retrieval and update,
- 1 row insertion.

Case 2, the customer is selected based on customer last name:

- 2 row selections (on average) with data retrieval,
- 3 row selections with data retrieval and update,
- 1 row insertion.

Note: The above summary is provided for information only. The actual requirement is defined by the detailed transaction profile below.

2.5.2.2 For a given warehouse number (W_ID), district number (D_W_ID , D_ID), customer number (C_W_ID , C_D_ID , C_ID) or customer last name (C_W_ID , C_D_ID , C_LAST), and payment amount (H_AMOUNT):

- The input data (see Clause 2.5.3.2) are communicated to the SUT.
- A database transaction is started.
- The row in the WAREHOUSE table with matching W_ID is selected. W_NAME, W_STREET_1, W_STREET_2, W_CITY, W_STATE, and W_ZIP are retrieved and W_YTD, the warehouse's year-to-date balance, is increased by H_AMOUNT.
- The row in the DISTRICT table with matching D_W_ID and D_ID is selected. D_NAME, D_STREET_1, D_STREET_2, D_CITY, D_STATE, and D_ZIP are retrieved and D_YTD, the district's year-to-date balance, is increased by H_AMOUNT.
- **Case 1**, the customer is selected based on customer number: the row in the CUSTOMER table with matching C_W_ID, C_D_ID and C_ID is selected. C_FIRST, C_MIDDLE, C_LAST, C_STREET_1, C_STREET_2, C_CITY, C_STATE, C_ZIP, C_PHONE, C_SINCE, C_CREDIT, C_CREDIT_LIM, C_DISCOUNT, and C_BALANCE are retrieved. C_BALANCE is decreased by H_AMOUNT. C_YTD_PAYMENT is increased by H_AMOUNT. C_PAYMENT_CNT is incremented by 1.
Case 2, the customer is selected based on customer last name: all rows in the CUSTOMER table with matching C_W_ID, C_D_ID and C_LAST are selected sorted by C_FIRST in ascending order. Let n be the number of rows selected. C_FIRST, C_MIDDLE, C_LAST, C_STREET_1, C_STREET_2, C_CITY, C_STATE, C_ZIP, C_PHONE, C_SINCE, C_CREDIT, C_CREDIT_LIM, C_DISCOUNT, and C_BALANCE are retrieved from the row at position ($n/2$ rounded up to the next integer) in the sorted set of selected rows from the CUSTOMER table. C_BALANCE is decreased by H_AMOUNT. C_YTD_PAYMENT is increased by H_AMOUNT. C_PAYMENT_CNT is incremented by 1.
- If the value of C_CREDIT is equal to "BC", then C_DATA is also retrieved from the selected customer and the following history information: C_ID, C_D_ID, C_W_ID, D_ID, W_ID, and H_AMOUNT, are inserted at the left of the C_DATA field by shifting the existing content of C_DATA to the right by an equal number of bytes and by discarding the bytes that are shifted out of the right side of the C_DATA field. The content of the C_DATA field never exceeds 500 characters. The selected customer is updated with the new C_DATA field. If C_DATA is implemented as two fields (see Clause 1.4.9), they must be treated and operated on as one single field.

Comment: The format used to store the history information must be such that its display on the input/output screen is in a readable format. (e.g. the W_ID portion of C_DATA must use the same display format as the output field W_ID).

- H_DATA is built by concatenating W_NAME and D_NAME separated by 4 spaces.
- A new row is inserted into the HISTORY table with H_C_ID = C_ID, H_C_D_ID = C_D_ID, H_C_W_ID = C_W_ID, H_D_ID = D_ID, and H_W_ID = W_ID.
- The database transaction is committed.
- The output data (see Clause 2.5.3.3) are communicated to the terminal.

2.5.3 Terminal I/O

2.5.3.1 For each transaction the originating terminal must display the following input/output screen with all input and output fields cleared (with either spaces or zeros) except for the Warehouse field which has not changed and must display the fixed W_ID value associated with that terminal. In addition, all address fields (i.e., W_STREET_1, W_STREET_2, W_CITY, W_STATE, and W_ZIP) of the warehouse may display the fixed values for these fields if these values were already retrieved in a previous transaction.

```

1                                     2                                     3                                     4                                     5                                     6                                     7                                     8
123456789012345678901234567890123456789012345678901234567890123456789012345678901234567890
1                                     Payment
2 Date: DD-MM-YYYY hh:mm:ss
3
4 Warehouse: 9999                               District: 99
5 XXXXXXXXXXXXXXXXXXXXXXXXXXXXXXXXXXXXXXXXXXXXXXXXXXXXXXXXXXXXXXXXXXXXXXXXXXXXXXXXXXXXXXXXXXXXXXXXXXXXXXX
6 XXXXXXXXXXXXXXXXXXXXXXXXXXXXXXXXXXXXXXXXXXXXXXXXXXXXXXXXXXXXXXXXXXXXXXXXXXXXXXXXXXXXXXXXXXXXXXXXXXXXXXX
7 XXXXXXXXXXXXXXXXXXXXXXXXXXXXXXXXXXXXXXXXXXXXXXXXXXXXXXXXXXXXXXXXXXXXXXXXXXXXXXXXXXXXXXXXXXXXXXXXXXXXXXX XX XXXXX-XXXX
8
9 Customer: 9999 Cust-Warehouse: 9999 Cust-District: 99
10 Name: XXXXXXXXXXXXXXXXXXXXXXXXXXXXXXXXXXXXXXXXXXXXXXXXXXXXXXXXXXXXXXXXXXXXXXXXXXXXXXXXXXXXXXXXXXXXXXXXXXXXXXX
11 XXXXXXXXXXXXXXXXXXXXXXXXXXXXXXXXXXXXXXXXXXXXXXXXXXXXXXXXXXXXXXXXXXXXXXXXXXXXXXXXXXXXXXXXXXXXXXXXXXXXXXX
12 XXXXXXXXXXXXXXXXXXXXXXXXXXXXXXXXXXXXXXXXXXXXXXXXXXXXXXXXXXXXXXXXXXXXXXXXXXXXXXXXXXXXXXXXXXXXXXXXXXXXXXX
13 XXXXXXXXXXXXXXXXXXXXXXXXXXXXXXXXXXXXXXXXXXXXXXXXXXXXXXXXXXXXXXXXXXXXXXXXXXXXXXXXXXXXXXXXXXXXXXXXXXXXXXX XX XXXXX-XXXX
14
15 Amount Paid:          $9999.99           New Cust-Balance: $-9999999999.99
16 Credit Limit:        $9999999999.99
17
18 Cust-Data: XXXXXXXXXXXXXXXXXXXXXXXXXXXXXXXXXXXXXXXXXXXXXXXXXXXXXXXXXXXXXXXXXXXXXXXXXXXXXXXXXXXXXXXXXXXXXXXXXXXXXXX
19 XXXXXXXXXXXXXXXXXXXXXXXXXXXXXXXXXXXXXXXXXXXXXXXXXXXXXXXXXXXXXXXXXXXXXXXXXXXXXXXXXXXXXXXXXXXXXXXXXXXXXXX
20 XXXXXXXXXXXXXXXXXXXXXXXXXXXXXXXXXXXXXXXXXXXXXXXXXXXXXXXXXXXXXXXXXXXXXXXXXXXXXXXXXXXXXXXXXXXXXXXXXXXXXXX
21 XXXXXXXXXXXXXXXXXXXXXXXXXXXXXXXXXXXXXXXXXXXXXXXXXXXXXXXXXXXXXXXXXXXXXXXXXXXXXXXXXXXXXXXXXXXXXXXXXXXXXXX
22
23
24

```

2.5.3.2 The emulated user must enter, in the appropriate fields of the input/output screen, the required input data which is organized as the distinct fields: D_ID, C_ID or C_LAST, C_D_ID, C_W_ID, and H_AMOUNT.

Comment: In order to maintain a reasonable amount of keyed input, the customer warehouse field must be filled in even when it is the same as the home warehouse.

2.5.3.3 The emulated terminal must display, in the appropriate fields of the input/output screen, all input data and the output data resulting from the execution of the transaction. The following fields are displayed: W_ID, D_ID, C_ID, C_D_ID, C_W_ID, W_STREET_1, W_STREET_2, W_CITY, W_STATE, W_ZIP, D_STREET_1, D_STREET_2, D_CITY, D_STATE, D_ZIP, C_FIRST, C_MIDDLE, C_LAST, C_STREET_1, C_STREET_2, C_CITY, C_STATE, C_ZIP, C_PHONE, C_SINCE, C_CREDIT, C_CREDIT_LIM, C_DISCOUNT, C_BALANCE, the first 200 characters of C_DATA (only if C_CREDIT = "BC"), H_AMOUNT, and H_DATE.

2.5.3.4 The following table summarizes the terminal I/O requirements for the Payment transaction:

	Enter	Display Row/Column	Coordinates
Non-repeating Group		W_ID	4/12
	D_ID	D_ID	4/52
	C_ID ¹	C_ID	9/11
	C_D_ID	C_D_ID	9/54
	C_W_ID	C_W_ID	9/33
	H_AMOUNT	H_AMOUNT	15/24
		H_DATE	2/7
		W_STREET_1	5/1
		W_STREET_2	6/1
		W_CITY	7/1
		W_STATE	7/22
		W_ZIP	7/25
		D_STREET_1	5/42
		D_STREET_2	6/42
		D_CITY	7/42
		D_STATE	7/63
		D_ZIP	7/66
		C_FIRST	10/9
		C_MIDDLE	10/26
	C_LAST ²	C_LAST	10/29
		C_STREET_1	11/9
		C_STREET_2	12/9
		C_CITY	13/9
		C_STATE	13/30
		C_ZIP	13/33
		C_PHONE	13/58
		C_SINCE	10/58
		C_CREDIT	11/58
		C_CREDIT_LIM	16/18
		C_DISCOUNT	12/58
		C_BALANCE	15/56
		C_DATA ³	18-21/12

¹ Enter only for payment by customer number

² Enter only for payment by customer last name

³ Display the first 200 characters only if C_CREDIT = "BC"

2.5.3.5 For general terminal I/O requirements, see Clause 2.2.

2.6 The Order-Status Transaction

The Order-Status business transaction queries the status of a customer's last order. It represents a mid-weight read-only database transaction with a low frequency of execution and response time requirement to satisfy on-line users. In addition, this table includes non-primary key access to the CUSTOMER table.

2.6.1 Input Data Generation

2.6.1.1 For any given terminal, the home warehouse number (W_ID) is constant over the whole measurement interval.

2.6.1.2 The district number (D_ID) is randomly selected within [1 ..10] from the home warehouse. The customer is randomly selected 60% of the time by last name (C_W_ID, C_D_ID, C_LAST) and 40% of the time by number (C_W_ID, C_D_ID, C_ID) from the selected district (C_D_ID = D_ID) and the home warehouse number (C_W_ID = W_ID). This can be implemented by generating a random number y within [1 .. 100];

- If $y \leq 60$ a customer last name (C_LAST) is generated according to Clause 4.3.2.3 from a non-uniform random value using the `NURand(255,0,999)` function. The customer is using his/her last name and is one of the, possibly several, customers with that last name.

Comment: This case illustrates the situation when a customer does not use his/her unique customer number.

- If $y > 60$ a non-uniform random customer number (C_ID) is selected using the `NURand(1023,1,3000)` function. The customer is using his/her customer number.

2.6.2 Transaction Profile

2.6.2.1 Querying for the status of an order is done in a single database transaction with the following steps:

1. Find the customer and his/her last order, comprised of:

Case 1, the customer is selected based on customer number:

2 row selections with data retrieval.

Case 2, the customer is selected based on customer last name:

4 row selections (on average) with data retrieval.

2. Check status (delivery date) of each item on the order (average items-per-order = 10), comprised of:
(1 * items-per-order) row selections with data retrieval.

Note: The above summary is provided for information only. The actual requirement is defined by the detailed transaction profile below.

2.6.2.2 For a given customer number (C_W_ID, C_D_ID, C_ID):

- The input data (see Clause 2.6.3.2) are communicated to the SUT.
- A database transaction is started.

- **Case 1**, the customer is selected based on customer number: the row in the CUSTOMER table with matching C_W_ID, C_D_ID, and C_ID is selected and C_BALANCE, C_FIRST, C_MIDDLE, and C_LAST are retrieved.

Case 2, the customer is selected based on customer last name: all rows in the CUSTOMER table with matching C_W_ID, C_D_ID and C_LAST are selected sorted by C_FIRST in ascending order. Let *n* be the number of rows selected. C_BALANCE, C_FIRST, C_MIDDLE, and C_LAST are retrieved from the row at position *n/2* rounded up in the sorted set of selected rows from the CUSTOMER table.

- The row in the ORDER table with matching O_W_ID (equals C_W_ID), O_D_ID (equals C_D_ID), O_C_ID (equals C_ID), and with the largest existing O_ID, is selected. This is the most recent order placed by that customer. O_ID, O_ENTRY_D, and O_CARRIER_ID are retrieved.
- All rows in the ORDER-LINE table with matching OL_W_ID (equals O_W_ID), OL_D_ID (equals O_D_ID), and OL_O_ID (equals O_ID) are selected and the corresponding sets of OL_I_ID, OL_SUPPLY_W_ID, OL_QUANTITY, OL_AMOUNT, and OL_DELIVERY_D are retrieved.
- The database transaction is committed.

Comment: a commit is not required as long as all ACID properties are satisfied (see Clause 3).

- The output data (see Clause 2.6.3.3) are communicated to the terminal.

2.6.3 Terminal I/O

2.6.3.1 For each transaction the originating terminal must display the following input/output screen with all input and output fields cleared (with either spaces or zeros) except for the Warehouse field which has not changed and must display the fixed W_ID value associated with that terminal.

```

1                                     2           3           4           5           6           7           8
12345678901234567890123456789012345678901234567890123456789012345678901234567890
1                                     Order-Status
2 Warehouse: 9999   District: 99
3 Customer: 9999   Name: XXXXXXXXXXXXXXXXXXXX XX XXXXXXXXXXXXXXXXXXXX
4 Cust-Balance: $-99999.99
5
6 Order-Number: 99999999   Entry-Date: DD-MM-YYYY hh:mm:ss   Carrier-Number: 99
7 Supply-W   Item-Id   Qty   Amount   Delivery-Date
8   9999     999999   99   $99999.99   DD-MM-YYYY
9   9999     999999   99   $99999.99   DD-MM-YYYY
10  9999     999999   99   $99999.99   DD-MM-YYYY
11  9999     999999   99   $99999.99   DD-MM-YYYY
12  9999     999999   99   $99999.99   DD-MM-YYYY
13  9999     999999   99   $99999.99   DD-MM-YYYY
14  9999     999999   99   $99999.99   DD-MM-YYYY
15  9999     999999   99   $99999.99   DD-MM-YYYY
16  9999     999999   99   $99999.99   DD-MM-YYYY
17  9999     999999   99   $99999.99   DD-MM-YYYY
18  9999     999999   99   $99999.99   DD-MM-YYYY
19  9999     999999   99   $99999.99   DD-MM-YYYY
20  9999     999999   99   $99999.99   DD-MM-YYYY
21  9999     999999   99   $99999.99   DD-MM-YYYY
22  9999     999999   99   $99999.99   DD-MM-YYYY
23
24

```

2.6.3.2 The emulated user must enter, in the appropriate field of the input/output screen, the required input data which is organized as the distinct fields: D_ID and either C_ID or C_LAST.

2.6.3.3 The emulated terminal must display, in the appropriate fields of the input/output screen, all input data and the output data resulting from the execution of the transaction. The display fields are divided in two groups as follows:

- One non-repeating group of fields: W_ID, D_ID, C_ID, C_FIRST, C_MIDDLE, C_LAST, C_BALANCE, O_ID, O_ENTRY_D, and O_CARRIER_ID;
- One repeating group of fields: OL_SUPPLY_W_ID, OL_I_ID, OL_QUANTITY, OL_AMOUNT, and OL_DELIVERY_D. The group is repeated O_OL_CNT times (once per item in the order).

Comment 1 : The order of items shown on the Order-Status screen do not need to match the order in which the items were entered in its corresponding New-Order screen.

Comment 2 : If OL_DELIVERY_D is null (i.e., the order has not been delivered), the terminal must display an implementation specific null date representation (e.g., blanks, 99-99-9999, etc.). The chosen null date representation must not change during the test.

2.6.3.4 The following table summarizes the terminal I/O requirements for the Order-Status transaction:

	Enter	Display Row/Column	Coordinates
Non-repeating Group		W_ID	2/12
	D_ID	D_ID	2/29
	C_ID ¹	C_ID	3/11
		C_FIRST	3/24
		C_MIDDLE	3/41
	C_LAST ²	C_LAST	3/44
		C_BALANCE	4/16
		O_ID	6/15
		O_ENTRY_D	6/38
		O_CARRIER_ID	6/76
Repeating Group		OL_SUPPLY_W_ID	8-22/3
		OL_I_ID	8-22/14
		OL_QUANTITY	8-22/25
		OL_AMOUNT	8-22/33
		OL_DELIVERY_D	8-22/47

¹ Enter only for query by customer number.

² Enter only for query by customer last name.

2.6.3.5 For general terminal I/O requirements, see Clause 2.2.

2.7 The Delivery Transaction

The Delivery business transaction consists of processing a batch of 10 new (not yet delivered) orders. Each order is processed (delivered) in full within the scope of a read-write database transaction. The number of orders delivered as a group (or batched) within the same database transaction is implementation specific. The business transaction, comprised of one or more (up to 10) database transactions, has a low frequency of execution and must complete within a relaxed response time requirement.

The Delivery transaction is intended to be executed in deferred mode through a queuing mechanism, rather than interactively, with terminal response indicating transaction completion. The result of the deferred execution is recorded into a result file.

2.7.1 Input Data Generation

2.7.1.1 For any given terminal, the home warehouse number (W_ID) is constant over the whole measurement interval.

2.7.1.2 The carrier number (O_CARRIER_ID) is randomly selected within [1 .. 10].

2.7.1.3 The delivery date (OL_DELIVERY_D) is generated within the SUT by using the current system date and time.

2.7.2 Deferred Execution

2.7.2.1 Unlike the other transactions in this benchmark, the Delivery transaction must be executed in deferred mode. This mode of execution is primarily characterized by queuing the transaction for deferred execution, returning control to the originating terminal independently from the completion of the transaction, and recording execution information into a result file.

2.7.2.2 Deferred execution of the Delivery transaction must adhere to the following rules:

1. The business transaction is queued for deferred execution as a result of entering the last input character.
2. The deferred execution of the business transaction must follow the profile defined in Clause 2.7.4 with the input data defined in Clause 2.7.1 as entered through the input/output screen and communicated to the deferred execution queue.
3. At least 90% of the business transactions must complete within 80 seconds of their being queued for execution.
4. Upon completion of the business transaction, the following information must have been recorded into a result file:
 - The time at which the business transaction was queued.
 - The warehouse number (W_ID) and the carried number (O_CARRIER_ID) associated with the business transaction.
 - The district number (D_ID) and the order number (O_ID) of each order delivered by the business transaction.
 - The time at which the business transaction completed.

2.7.2.3 The **result file** associated with the deferred execution of the Delivery business transaction is only for the purpose of recording information about that transaction and is not relevant to the business function being performed. The result file must adhere to the following rules:

1. All events must be completed before the related information is recorded (e.g., the recording of a district and order number must be done after the database transaction, within which this order was delivered, has been committed);
2. No ACID property is required (e.g., the recording of a district and order number is not required to be atomic with the actual delivery of that order) as the result file is used for benchmarking purposes only.
3. During the measurement interval the result file must be located either on a durable medium (see clause 3.5.1) or in the internal memory of the SUT. In this last case, the result file must be transferred onto a durable medium after the last measurement interval of the test run (see Clause 5.5).

2.7.3 Terminal I/O

2.7.3.1 For each transaction the originating terminal must display the following input/output screen with all input and output fields cleared (with either spaces or zeros) except for the Warehouse field which has not changed and must display the fixed W_ID value associated with that terminal.

```

1234567890123456789012345678901234567890123456789012345678901234567890
1
2                               Delivery
3 Warehouse: 9999
4 Carrier Number: 99
5
6 Execution Status: XXXXXXXXXXXXXXXXXXXXXXXXXXXX
7
8
9
10
11
12
13
14
15
16
17
18
19
20
21
22
23
24

```

2.7.3.2 The emulated user must enter, in the appropriate input field of the input/output screen, the required input data which is organized as one distinct field: O_CARRIER_ID.

2.7.3.3 The emulated terminal must display, in the appropriate output field of the input/output screen, all input data and the output data which results from the queuing of the transaction. The following fields are displayed: W_ID, O_CARRIER_ID, and the status message "Delivery has been queued".

2.7.3.4 The following table summarizes the terminal I/O requirements for the Delivery transaction:

	Enter	Display Row/Column	Coordinates
Non-repeating Group		W_ID	2/12
	O_CARRIER_ID	O_CARRIER_ID	4/17
		"Delivery has been queued"	6/19

2.7.3.5 For general terminal I/O requirements, see Clause 2.2.

2.7.4 Transaction Profile

2.7.4.1 The deferred execution of the Delivery transaction delivers one outstanding order (average items-per-order = 10) for each one of the 10 districts of the selected warehouse using one or more (up to 10) database transactions. Delivering each order is done in the following steps:

1. Process the order, comprised of:
 - 1 row selection with data retrieval,
 - (1 + items-per-order) row selections with data retrieval and update.
2. Update the customer's balance, comprised of:
 - 1 row selections with data update.
3. Remove the order from the new-order list, comprised of:
 - 1 row deletion.

Comment: This business transaction can be done within a single database transaction or broken down into up to 10 database transactions to allow the test sponsor the flexibility to implement the business transaction with the most efficient number of database transactions.

Note: The above summary is provided for information only. The actual requirement is defined by the detailed transaction profile below.

2.7.4.2 For a given warehouse number (W_ID), for each of the 10 districts (D_W_ID , D_ID) within that warehouse, and for a given carrier number (O_CARRIER_ID):

- The input data (see Clause 2.7.3.2) are retrieved from the deferred execution queue.
- A database transaction is started unless a database transaction is already active from being started as part of the delivery of a previous order (i.e., more than one order is delivered within the same database transaction).
- The row in the NEW-ORDER table with matching NO_W_ID (equals W_ID) and NO_D_ID (equals D_ID) and with the lowest NO_O_ID value is selected. This is the oldest undelivered order of that district. NO_O_ID, the order number, is retrieved. If no matching row is found, then the delivery of an order for this district is skipped. The condition in which no outstanding order is present at a given district must be handled by skipping the delivery of an order for that district only and resuming the delivery of an order from all remaining districts of the selected warehouse. If this condition occurs in more than 1%, or in more than one, whichever is greater, of the business transactions, it must be reported. The result file must be organized in such a way that the percentage of skipped deliveries and skipped districts can be determined.

- The selected row in the NEW-ORDER table is deleted.
- The row in the ORDER table with matching O_W_ID (equals W_ID), O_D_ID (equals D_ID), and O_ID (equals NO_O_ID) is selected, O_C_ID, the customer number, is retrieved, and O_CARRIER_ID is updated.
- All rows in the ORDER-LINE table with matching OL_W_ID (equals O_W_ID), OL_D_ID (equals O_D_ID), and OL_O_ID (equals O_ID) are selected. All OL_DELIVERY_D, the delivery dates, are updated to the current system time as returned by the operating system and the sum of all OL_AMOUNT is retrieved.
- The row in the CUSTOMER table with matching C_W_ID (equals W_ID), C_D_ID (equals D_ID), and C_ID (equals O_C_ID) is selected and C_BALANCE is increased by the sum of all order-line amounts (OL_AMOUNT) previously retrieved. C_DELIVERY_CNT is incremented by 1.
- The database transaction is committed unless more orders will be delivered within this database transaction.
- Information about the delivered order (see Clause 2.7.2.2) is recorded into the result file (see Clause 2.7.2.3).

2.8 The Stock-Level Transaction

The Stock-Level business transaction determines the number of recently sold items that have a stock level below a specified threshold. It represents a heavy read-only database transaction with a low frequency of execution, a relaxed response time requirement, and relaxed consistency requirements.

2.8.1 Input Data Generation

2.8.1.1 ~~For any given terminal, the home warehouse number (W_ID) and the district number (D_ID) within the home warehouse (D_W_ID = W_ID) are constant over the whole measurement interval. Each terminal must use a unique value of (W_ID, D_ID) that is constant over the whole measurement, i.e., D_IDs cannot be re-used within a warehouse.~~

2.8.1.2 The threshold of minimum quantity in stock (threshold) is selected at random within [10 .. 20].

2.8.2 Transaction Profile

2.8.2.1 Examining the level of stock for items on the last 20 orders is done in one or more database transactions with the following steps:

1. Examine the next available order number, comprised of:
1 row selection with data retrieval.
2. Examine all items on the last 20 orders (average items-per-order = 10) for the district, comprised of:
(20 * items-per-order) row selections with data retrieval.
3. Examine, for each distinct item selected, if the level of stock available at the home warehouse is below the threshold, comprised of:
At most (20 * items-per-order) row selections with data retrieval.

Note: The above summary is provided for information only. The actual requirement is defined by the detailed transaction profile below.

2.8.2.2 For a given warehouse number (W_ID), district number (D_W_ID, D_ID), and stock level threshold (*threshold*):

- The input data (see Clause 2.8.3.2) are communicated to the SUT.
- A database transaction is started.
- The row in the DISTRICT table with matching D_W_ID and D_ID is selected and D_NEXT_O_ID is retrieved.
- All rows in the ORDER-LINE table with matching OL_W_ID (equals W_ID), OL_D_ID (equals D_ID), and OL_O_ID (lower than D_NEXT_O_ID and greater than or equal to D_NEXT_O_ID minus 20) are selected. They are the items for 20 recent orders of the district.
- All rows in the STOCK table with matching S_I_ID (equals OL_I_ID) and S_W_ID (equals W_ID) from the list of distinct item numbers and with S_QUANTITY lower than *threshold* are counted (giving *low_stock*).

Comment: Stocks must be counted only for distinct items. Thus, items that have been ordered more than once in the 20 selected orders must be aggregated into a single summary count for that item.

- The current database transaction is committed.

Comment: A commit is not needed as long as all the required ACID properties are satisfied (see Clause 2.8.2.3).

- The output data (see Clause 2.8.3.3) are communicated to the terminal.

2.8.2.3 Full serializability and repeatable reads are not required for the Stock-Level business transaction. All data read must be committed and no older than the most recently committed data prior to the time this business transaction was initiated. All other ACID properties must be maintained.

Comment: This clause allows the business transaction to be broken down into more than one database transaction.

2.8.3 Terminal I/O

2.8.3.1 For each transaction the originating terminal must display the following input/output screen with all input and output fields cleared (with either spaces or zeros) except for the Warehouse and District fields which have not changed and must display the fixed W_ID and D_ID values associated with that terminal.

```

1                                     1         2         3         4         5         6         7         8
1234567890123456789012345678901234567890123456789012345678901234567890
1                                     Stock-Level
2 Warehouse: 9999   District: 99
3
4 Stock Level Threshold: 99
5
6 low stock: 999
7
8
9
10
11
12
13
14
15
16
17
18
19
20
21
22
23
24

```

2.8.3.2 The emulated user must enter, in the appropriate field of the input/output screen, the required input data which is organized as the distinct field: *threshold* .

2.8.3.3 The emulated terminal must display, in the appropriate field of the input/output screen, all input data and the output data which results from the execution of the transaction. The following fields are displayed: W_ID, D_ID, *threshold* , and *low_stock* .

2.8.3.4 The following table summarizes the terminal I/O requirements for the Stock-Level transaction:

	Enter	Display Row/Column	Coordinates
Non-repeating Group		W_ID	2/12
		D_ID	2/29
	<i>threshold</i>	<i>threshold</i>	4/24
		low_stock	6/12

2.8.3.5 For general terminal I/O requirements, see Clause 2.2.

Clause 3: TRANSACTION and SYSTEM PROPERTIES

3.1 The ACID Properties

It is the intent of this section to informally define the ACID properties and to specify a series of tests that must be performed to demonstrate that these properties are met.

3.1.1 The ACID (Atomicity, Consistency, Isolation, and Durability) properties of transaction processing systems must be supported by the system under test during the running of this benchmark. The only exception to this rule is to allow non-repeatable reads for the Stock-Level transaction (see Clause 2.8.2.3).

3.1.2 No finite series of tests can prove that the ACID properties are fully supported. Passing the specified tests is a necessary, but not sufficient, condition for meeting the ACID requirements. However, for fairness of reporting, only the tests specified here are required and must appear in the Full Disclosure Report for this benchmark.

Comment: These tests are intended to demonstrate that the ACID principles are supported by the SUT and enabled during the performance measurement interval. They are not intended to be an exhaustive quality assurance test.

3.1.3 All mechanisms needed to insure full ACID properties must be enabled during both the test period and the 8 hours of steady state. For example, if the system under test relies on undo logs, then logging must be enabled for all transactions including those which do not include rollback in the transaction profile. When this benchmark is implemented on a distributed system, tests must be performed to verify that home and remote transactions, including remote transactions that are processed on two or more nodes, satisfy the ACID properties (See Clauses 2.4.1.7, 2.4.1.8, 2.5.1.5, and 2.5.1.6 for the definition of home and remote transactions).

3.1.4 Although the ACID tests do not exercise all transaction types of TPC-C, the ACID properties must be satisfied for all the TPC-C transactions.

3.1.5 Test sponsors reporting TPC results may perform ACID tests on any one system for which results have been disclosed, provided that they use the same software executables (e.g., operating system, data manager, transaction programs). For example, this clause would be applicable when results are reported for multiple systems in a product line. However, the durability tests described in Clauses 3.5.3.2 and 3.5.3.3 must be run on all the systems that are measured. All Full Disclosure Reports must identify the systems which were used to verify ACID requirements and full details of the ACID tests conducted and results obtained.

3.2 Atomicity Requirements

3.2.1 Atomicity Property Definition

The system under test must guarantee that database transactions are atomic; the system will either perform all individual operations on the data, or will assure that no partially-completed operations leave any effects on the data.

3.2.2 Atomicity Tests

3.2.2.1 Perform the Payment transaction for a randomly selected warehouse, district, and customer (by customer number as specified in Clause 2.5.1.2) and verify that the records in the CUSTOMER, DISTRICT, and WAREHOUSE tables have been changed appropriately.

3.2.2.2 Perform the Payment transaction for a randomly selected warehouse, district, and customer (by customer number as specified in Clause 2.5.1.2) and substitute a ROLLBACK of the transaction for the COMMIT of the transaction. Verify that the records in the CUSTOMER, DISTRICT, and WAREHOUSE tables have NOT been changed.

3.3 Consistency Requirements

3.3.1 Consistency Property Definition

Consistency is the property of the application that requires any execution of a database transaction to take the database from one consistent state to another, assuming that the database is initially in a consistent state.

3.3.2 Consistency Conditions

Twelve consistency conditions are defined in the following clauses to specify the level of database consistency required across the mix of TPC-C transactions. A database, when populated as defined in Clause 4.3, must meet all of these conditions to be consistent. If data is replicated, each copy must meet these conditions. Of the twelve conditions, explicit demonstration that the conditions are satisfied is required for the first four only. Demonstration of the last eight consistency conditions is not required because of the lengthy tests which would be necessary.

Comment: The consistency conditions were chosen so that they would remain valid within the context of a larger order-entry application that includes the five TPC-C transactions (See Clause 1.1.). They are designed to be independent of the length of time for which such an application would be executed. Thus, for example, a condition involving I_PRICE was not included here since it is conceivable that within a larger application I_PRICE is modified from time to time.

3.3.2.1 Consistency Condition 1

Entries in the WAREHOUSE and DISTRICT tables must satisfy the relationship:

$$W_YTD = \text{sum}(D_YTD)$$

for each warehouse defined by ($W_ID = D_W_ID$).

3.3.2.2 Consistency Condition 2

Entries in the DISTRICT, ORDER, and NEW-ORDER tables must satisfy the relationship:

$$D_NEXT_O_ID - 1 = \max(O_ID) = \max(NO_O_ID)$$

for each district defined by ($D_W_ID = O_W_ID = NO_W_ID$) and ($D_ID = O_D_ID = NO_D_ID$). This condition does not apply to the NEW-ORDER table for any districts which have no outstanding new orders (i.e., the number of rows is zero).

3.3.2.3 Consistency Condition 3

Entries in the NEW-ORDER table must satisfy the relationship:

$$\max(\text{NO_O_ID}) - \min(\text{NO_O_ID}) + 1 = [\text{number of rows in the NEW-ORDER table for this district}]$$

for each district defined by NO_W_ID and NO_D_ID. This condition does not apply to any districts which have no outstanding new orders (i.e., the number of rows is zero).

3.3.2.4 Consistency Condition 4

Entries in the ORDER and ORDER-LINE tables must satisfy the relationship:

$$\text{sum}(\text{O_OL_CNT}) = [\text{number of rows in the ORDER-LINE table for this district}]$$

for each district defined by (O_W_ID = OL_W_ID) and (O_D_ID = OL_D_ID).

3.3.2.5 Consistency Condition 5

For any row in the ORDER table, O_CARRIER_ID is set to a null value if and only if there is a corresponding row in the NEW-ORDER table defined by (O_W_ID, O_D_ID, O_ID) = (NO_W_ID, NO_D_ID, NO_O_ID).

3.3.2.6 Consistency Condition 6

For any row in the ORDER table, O_OL_CNT must equal the number of rows in the ORDER-LINE table for the corresponding order defined by (O_W_ID, O_D_ID, O_ID) = (OL_W_ID, OL_D_ID, OL_O_ID).

3.3.2.7 Consistency Condition 7

For any row in the ORDER-LINE table, OL_DELIVERY_D is set to a null date/time if and only if the corresponding row in the ORDER table defined by (O_W_ID, O_D_ID, O_ID) = (OL_W_ID, OL_D_ID, OL_O_ID) has O_CARRIER_ID set to a null value.

3.3.2.8 Consistency Condition 8

Entries in the WAREHOUSE and HISTORY tables must satisfy the relationship:

$$\text{W_YTD} = \text{sum}(\text{H_AMOUNT})$$

for each warehouse defined by (W_ID = H_W_ID).

3.3.2.9 Consistency Condition 9

Entries in the DISTRICT and HISTORY tables must satisfy the relationship:

$$\text{D_YTD} = \text{sum}(\text{H_AMOUNT})$$

for each district defined by (D_W_ID, D_ID) = (H_W_ID, H_D_ID).

3.3.2.10 Consistency Condition 10

Entries in the CUSTOMER, HISTORY, ORDER, and ORDER-LINE tables must satisfy the relationship:

$$C_BALANCE = \text{sum}(OL_AMOUNT) - \text{sum}(H_AMOUNT)$$

where:

H_AMOUNT is selected by $(C_W_ID, C_D_ID, C_ID) = (H_C_W_ID, H_C_D_ID, H_C_ID)$

and

OL_AMOUNT is selected by:

$(OL_W_ID, OL_D_ID, OL_O_ID) = (O_W_ID, O_D_ID, O_ID)$ and

$(O_W_ID, O_D_ID, O_C_ID) = (C_W_ID, C_D_ID, C_ID)$ and

(OL_DELIVERY_D is not a null value)

3.3.2.11 Consistency Condition 11

Entries in the CUSTOMER, ORDER and NEW-ORDER tables must satisfy the relationship:

$$(\text{count}(*) \text{ from ORDER}) - (\text{count}(*) \text{ from NEW-ORDER}) = \text{sum}(C_DELIVERY_CNT)$$

for each district defined by $(O_W_ID, O_D_ID) = (NO_W_ID, NO_D_ID) = (C_W_ID, C_D_ID)$.

3.3.2.12 Consistency Condition 12

Entries in the CUSTOMER and ORDER-LINE tables must satisfy the relationship:

$$C_BALANCE + C_YTD_PAYMENT = \text{sum}(OL_AMOUNT)$$

for any randomly selected customers and where OL_DELIVERY_D is not set to a null date/time.

3.3.3 Consistency Tests

3.3.3.1 Verify that the database is initially consistent by verifying that it meets the consistency conditions defined in Clauses 3.3.2.1 to 3.3.2.4. Describe the steps used to do this in sufficient detail so that the steps are independently repeatable.

3.3.3.2 Immediately after performing the verification process described in Clause 3.3.3.1, do the following:

1. Use the standard driving mechanism to submit transactions to the SUT. The transaction rate must be within 10% of the reported tpmC rate and meet all other requirements of a reported measurement interval (see Clause 5.5), including the requirement that the interval contain at least one check-point (see Clause 5.5.2.2). The SUT must be run at this rate for at least 5 minutes.
2. Stop submitting transactions to the SUT and then repeat the verification steps done for Clause 3.3.3.1. The database must still be consistent after applying transactions. Consistency Condition 4 need only be verified for rows added to the ORDER and ORDER-LINE tables since the previous verification.

3.4 Isolation Requirements

3.4.1 Isolation Property Definition

Isolation can be defined in terms of phenomena that can occur during the execution of concurrent database transactions. The following phenomena are possible:

P0 ("Dirty Write"): Database transaction T1 reads a data element and modifies it. Database transaction T2 then modifies or deletes that data element, and performs a COMMIT. If T1 were to attempt to re-read the data element, it may receive the modified value from T2 or discover that the data element has been deleted.

P1 ("Dirty Read"): Database transaction T1 modifies a data element. Database transaction T2 then reads that data element before T1 performs a COMMIT. If T1 were to perform a ROLLBACK, T2 will have read a value that was never committed and that may thus be considered to have never existed.

P2 ("Non-repeatable Read"): Database transaction T1 reads a data element. Database transaction T2 then modifies or deletes that data element, and performs a COMMIT. If T1 were to attempt to re-read the data element, it may receive the modified value or discover that the data element has been deleted.

P3 ("Phantom"): Database transaction T1 reads a set of values N that satisfy some <search condition>. Database transaction T2 then executes statements that generate one or more data elements that satisfy the <search condition> used by database transaction T1. If database transaction T1 were to repeat the initial read with the same <search condition>, it obtains a different set of values.

Each database transaction T1 and T2 above must be executed completely or not at all.

The following table defines four isolation levels with respect to the phenomena P0, P1, P2, and P3.

Isolation Level	P0	P1	P2	P3
0	Not Possible	Possible	Possible	Possible
1	Not Possible	Not Possible	Possible	Possible
2	Not Possible	Not Possible	Not Possible	Possible
3	Not Possible	Not Possible	Not Possible	Not Possible

The following terms are defined:

T₁ = New-Order transaction

T₂ = Payment transaction

T₃ = Delivery transaction

T₄ = Order-Status transaction

T₅ = Stock-Level transaction

T_n = Any arbitrary transaction

Although arbitrary, the transaction T_n may not do dirty writes.

The following table defines the isolation requirements which must be met by the TPC-C transactions.

Req. #	For transactions in this set:	these phenomena:	must NOT be seen by this transaction:	Textual Description:
1.	$\{T_i, T_j\}$ $1 \leq i, j \leq 4$	P0, P1, P2, P3	T_i	Level 3 isolation between New-Order, Payment, Delivery, and Order-Status transactions.
2.	$\{T_i, T_n\}$ $1 \leq i \leq 4$	P0, P1, P2	T_i	Level 2 isolation for New-Order, Payment, Delivery, and Order-Status transactions relative to any arbitrary transaction.
3.	$\{T_i, T_5\}$ $1 \leq i \leq n$	P0, P1	T_5	Level 1 isolation for Stock-Level transaction relative to TPC-C transactions and any arbitrary transaction.

Sufficient conditions must be enabled at either the system or application level to ensure the required isolation defined above is obtained.

3.4.2 Isolation Tests

For conventional locking schemes, isolation should be tested as described below. Systems that implement other isolation schemes may require different validation techniques. It is the responsibility of the test sponsor to disclose those techniques and the tests for them. If isolation schemes other than conventional locking are used, it is permissible to implement these tests differently provided full details are disclosed. (Examples of different validation techniques are shown in Isolation Test 7, Clause 3.4.2.7).

3.4.2.1 Isolation Test 1

This test demonstrates isolation for read-write conflicts of Order-Status and New-Order transactions. Perform the following steps:

1. Start a New-Order transaction T1.
2. Stop transaction T1 immediately prior to COMMIT.
3. Start an Order-Status transaction T2 for the same customer used in T1. Transaction T2 attempts to read the data for the order T1 has created.
4. Verify that transaction T2 waits.
5. Allow transaction T1 to complete. T2 should now complete.
6. Verify that the results from T2 match the data entered in T1.

3.4.2.2 Isolation Test 2

This test demonstrates isolation for read-write conflicts of Order-Status and New-Order transactions when the New-Order transaction is ROLLED BACK. Perform the following steps:

1. Perform an Order-Status transaction T0 for some customer. Let T0 complete.
2. Start a New-Order transaction T1 for the same customer used in T0.
3. Stop transaction T1 immediately prior to COMMIT.
4. Start an Order-Status transaction T2 for the same customer used in T0. Transaction T2 attempts to read the data for the order T1 has created.
5. Verify that transaction T2 waits.
6. ROLLBACK transaction T1. T2 should now complete.
7. Verify that the data returned from T2 match the data returned by T0.

3.4.2.3 Isolation Test 3

This test demonstrates isolation for write-write conflicts of two New-Order transactions. Perform the following steps:

1. Start a New-Order transaction T1.
2. Stop transaction T1 immediately prior to COMMIT.
3. Start another New-Order transaction T2 for the same customer as T1.
4. Verify that transaction T2 waits.
5. Allow transaction T1 to complete. T2 should now complete.
6. Verify that the order number returned for T2 is one greater than the order number for T1. Verify that the value of D_NEXT_O_ID reflects the results of both T1 and T2, i.e., it has been incremented by two and is one greater than the order number for T2.

3.4.2.4 Isolation Test 4

This test demonstrates isolation for write-write conflicts of two New-Order transactions when one transaction is ROLLED BACK. Perform the following steps:

1. Start a New-Order transaction T1 which contains an invalid item number.
2. Stop transaction T1 immediately prior to ROLLBACK.
3. Start another New-Order transaction T2 for the same customer as T1.
4. Verify that transaction T2 waits.
5. Allow transaction T1 to complete. T2 should now complete.
6. Verify that the order number returned for T2 is one greater than the previous order number. Verify that the value of D_NEXT_O_ID reflects the result of only T2, i.e., it has been incremented by one and is one greater than the order number for T2.

3.4.2.5 Isolation Test 5

This test demonstrates isolation for write-write conflicts of Payment and Delivery transactions. Perform the following steps:

1. Start a Delivery transaction T1.
2. Stop transaction T1 immediately prior to COMMIT.
3. Start a Payment transaction T2 for the same customer as one of the new orders being delivered by T1.
4. Verify that transaction T2 waits.
5. Allow transaction T1 to complete. T2 should now complete.
6. Verify that C_BALANCE reflects the results of both T1 and T2.

Comment: If the Delivery business transaction is executed as multiple database transactions, then the transaction T1, in bullet 6 above, can be chosen to be one of these database transactions.

3.4.2.6 Isolation Test 6

This test demonstrates isolation for write-write conflicts of Payment and Delivery transactions when the Delivery transaction is ROLLED BACK. Perform the following steps:

1. Start a Delivery transaction T1.
2. Stop transaction T1 immediately prior to COMMIT.
3. Start a Payment transaction T2 for the same customer as one of the new orders being delivered by T1.
4. Verify that transaction T2 waits.
5. ROLLBACK transaction T1. T2 should now complete.
6. Verify that C_BALANCE reflects the results of only transaction T2.

3.4.2.7 Isolation Test 7

This test demonstrates repeatable reads for the New-Order transaction while an interactive transaction updates the price of an item. Given two random item number x and y , perform the following steps:

1. Start a transaction T1. Query I_PRICE from items x and y . COMMIT transaction T1.
2. Start a New-Order transaction T2 for a group of items including item x twice and item y .
3. Stop transaction T2 after querying the price of item x a first time and immediately before querying the prices of item y and of item x a second time.
4. Start a transaction T3. Increase the price of items x and y by 10 percent.

Case A, if transaction T3 stalls:

- 5A. Continue transaction T2 and verify that the price of items x (the second time) and y match the values read by transaction T1. COMMIT transaction T2.
- 6A. Transaction T3 should now complete and be COMMITTED.
- 7A. Start a transaction T4. Query I_PRICE from items x and y . COMMIT transaction T4.
- 8A. Verify that the prices read by transaction T4 match the values set by transaction T3.

Case B, if transaction T3 does not stall and transaction T2 ROLLS BACK:

- 5B. Transaction T3 has completed and has been COMMITTED.
- 6B. Continue transaction T2 and verify that it is instructed to ROLL BACK by the data manager.
- 7B. Start a transaction T4. Query I_PRICE from items *x* and *y*. COMMIT transaction T4
- 8B. Verify that the prices read by transaction T4 match the values set by transaction T3.

Case C, if transaction T3 ROLLS BACK:

- 5C. Verify that transaction T3 is instructed to ROLL BACK by the data manager.
- 6C. Continue transaction T2 and verify that the price of items *x* (the second time) and *y* match the values read by transaction T1. COMMIT transaction T2.
- 7C. Start a transaction T4. Query I_PRICE from items *x* and *y*. COMMIT transaction T4
- 8C. Verify that the prices read by transaction T4 match the values read by transactions T1 and T2.

Case D, if transaction T3 does not stall and no transaction is ROLLED BACK:

- 5D. Transaction T3 has completed and has been COMMITTED.
- 6D. Continue transaction T2 and verify that the price of items *x* (the second time) and *y* match the values read by transaction T1. COMMIT transaction T2.
- 7D. Start a transaction T4. Query I_PRICE from items *x* and *y*. COMMIT transaction T4
- 8D. Verify that the prices read by transaction T4 match the values set by transaction T3.

Comment 1: This test is successfully executed if either case A, B, C or D of the above steps are followed. The test sponsor must disclose the case followed during the execution of this test.

Comment 2: If the implementation uses replication on the ITEM table and all transactions in Isolation Test 7 use the same copy of the ITEM table, updates to the ITEM table are not required to be propagated to other copies of the ITEM table. This relaxation of ACID properties on a replicated table is only valid under the above conditions and in the context of Isolation Test 7.

Comment 3: Transactions T1, T2, and T4 are not used to measure throughput and are only used in the context of Isolation Test 7.

3.4.2.8 Isolation Test 8

This test demonstrates isolation for Level 3 (phantom) protection between a Delivery and a New-Order transaction. Perform the following steps:

1. Remove all rows for a randomly selected district and warehouse from the NEW-ORDER table.
2. Start a Delivery transaction T1 for the selected warehouse.
3. Stop T1 immediately after reading the NEW-ORDER table for the selected district. No qualifying row should be found.
4. Start a New-Order transaction T2 for the same warehouse and district.

Case A, if transaction T2 stalls:

- 5A. Continue transaction T1 by repeating the read of the NEW-ORDER table for the selected district.

6A. Verify that there is still no qualifying row found.

7A. Complete and COMMIT transaction T1.

8A. Transaction T2 should now complete.

Case B, if transaction T2 does not stall:

5B. Complete and COMMIT transaction T2.

6B. Continue transaction T1 by repeating the read of the NEW-ORDER table for the selected district.

7B. Verify that there is still no qualifying row found.

8B. Complete and COMMIT transaction T1.

Comment: Note that other cases, besides A and B, are possible. The intent of this test is to demonstrate that in all cases when T1 repeats the read of the NEW-ORDER table for the selected district, there is still no qualifying row found.

3.4.2.9 Isolation Test 9

This test demonstrates isolation for Level 3 (phantom) protection between an Order-Status and a New-Order transaction. Perform the following steps:

1. Start an Order-Status transaction T1 for a selected customer.

2. Stop T1 immediately after reading the ORDER table for the selected customer. The most recent order for that customer is found.

3. Start a New-Order transaction T2 for the same customer.

Case A, if transaction T2 stalls:

5A. Continue transaction T1 by repeating the read of the ORDER table for the selected customer.

6A. Verify that the order found is the same as in step 3.

7A. Complete and COMMIT transaction T1.

8A. Transaction T2 should now complete.

Case B, if transaction T2 does not stall.

5B. Complete and COMMIT transaction T2.

6B. Continue transaction T1 by repeating the read of the ORDER table for the selected district.

7B. Verify that the order found is the same as in step 3.

8B. Complete and COMMIT transaction T1.

Comment: Note that other cases, besides A and B, are possible. The intent of this test is to demonstrate that in all cases when T1 repeats the read of the ORDER table for the selected customer, the order found is the same as in step 3.

3.5 Durability Requirements

The tested system must guarantee durability: the ability to preserve the effects of committed transactions and insure database consistency after recovery from any one of the failures listed in Clause 3.5.3.

Comment: No system provides complete durability (i.e., durability under all possible types of failures). The specific set of single failures addressed in Clause 3.5.3 is deemed sufficiently significant to justify demonstration of durability across such failures.

3.5.1 Durable Medium Definition

A durable medium is a data storage medium that is either:

1. An inherently non-volatile medium (e.g., magnetic disk, magnetic tape, optical disk, etc.) or
2. A volatile medium with its own self-contained power supply that will retain and permit the transfer of data, before any data is lost, to an inherently non-volatile medium after the failure of external power.

A configured and priced Uninterruptible Power Supply (UPS) is not considered external power.

Comment: A durable medium can fail; this is usually protected against by replication on a second durable medium (e.g., mirroring) or logging to another durable medium. Memory can be considered a durable medium if it can preserve data long enough to satisfy the requirement stated in item 2 above, for example, if it is accompanied by an Uninterruptible Power Supply, and the contents of memory can be transferred to an inherently non-volatile medium during the failure. Note that no distinction is made between main memory and memory performing similar permanent or temporary data storage in other parts of the system (e.g., disk controller caches).

3.5.2 Committed Property Definition

A transaction is considered committed when the transaction manager component of the system has either written the log or written the data for the committed updates associated with the transaction to a durable medium.

Comment 1: Transactions can be committed without the user subsequently receiving notification of that fact, since message integrity is not required for TPC-C.

Comment 2: Although the order of operations in the transaction profiles (Clause 2) is immaterial, the actual communication of the output data cannot begin until the commit operation has successfully completed.

3.5.3 List of single failures

3.5.3.1 Permanent irrecoverable failure of any single durable medium containing TPC-C database tables or recovery log data.

Comment: If main memory is used as a durable medium, then it must be considered as a potential single point of failure. Sample mechanisms to survive single durable medium failures are database archiving in conjunction with a redo (after image) log, and mirrored durable media. If memory is the durable medium and mirroring is the mechanism used to ensure durability, then the mirrored memories must be independently powered.

3.5.3.2 Instantaneous interruption (system crash/system hang) in processing which requires system re-boot to recover.

Comment: This implies abnormal system shutdown which requires loading of a fresh copy of the operating system from the boot device. It does not necessarily imply loss of volatile memory. When the recovery mechanism relies on the pre-failure contents of volatile memory, the means used to avoid the loss of volatile memory (e.g., an Uninterruptible Power Supply) must be included in the system cost calculation. A sample mechanism to survive an instantaneous interruption in processing is an undo/redo log.

3.5.3.3 Failure of all or part of memory (loss of contents).

Comment: This implies that all or part of memory has failed. This may be caused by a loss of external power or the permanent failure of a memory board.

3.5.4 Durability Tests

The intent of these tests is to demonstrate that all transactions whose output messages have been received at the terminal or RTE have in fact been committed in spite of any single failure from the list in Clause 3.5.3 and that all consistency conditions are still met after the database is recovered.

It is required that the system crash test(s) and the loss of memory test(s) described in Clauses 3.5.3.2 and 3.5.3.3 be performed under full terminal load and a fully scaled database. The durable media failure test(s) described in Clause 3.5.3.1 may be performed on a subset of the SUT configuration and database. For the SUT subset, all multiple hardware components, such as processors and disk/controllers in the full SUT configuration, must be represented by the greater of 10% of the configuration or two of each of the multiple hardware components. The database must be scaled to at least 10% of the fully scaled database, with a minimum of two warehouses. An exception to the configuration requirements stated above may be allowed by the TPC Auditor in order to reduce benchmark complexity. Any such exception must be documented in the attestation letter from the Auditor. Furthermore, the standard driving mechanism must be used in this test. The test sponsor must state that to the best of their knowledge, a fully scaled test would also pass all durability tests.

For each of the failure types defined in Clause 3.5.3, perform the following steps:

1. Compute the sum of D_NEXT_O_ID for all rows in the DISTRICT table to determine the current count of the total number of orders (count1).
2. Start submitting TPC-C transactions. The transaction rate must be at least 10% of the reported tpmC rate and meet all other requirements of a reported measurement interval (see Clause 5.5), excluding the requirement that the interval contain at least one checkpoint (see Clause 5.5.2.2). The SUT must be run at this rate for at least 5 minutes. On the Driver System, record committed and rolled back New-Order transactions in a "success" file.
3. Cause the failure selected from the list in Clause 3.5.3.
4. Restart the system under test using normal recovery procedures.
5. Compare the contents of the "success" file and the ORDER table to verify that every record in the "success" file for a committed New-Order transaction has a corresponding record in the ORDER table and that no entries exist for rolled back transactions.

Repeat step 1 to determine the total number of orders (count2). Verify that count2-count1 is greater or equal to the number of records in the "success" file for committed New-Order transactions. If there is an inequality, the ORDER table must contain additional records and the difference must be less than or equal to the number of terminals simulated.

Comment: This difference should be due only to transactions which were committed on the system under test, but for which the output data was not displayed on the input/output screen before the failure.

6. Verify Consistency Condition 3 as specified in Clause 3.3.2.3.

3.5.5 Additional Requirements

3.5.5.1 The recovery mechanism cannot use the contents of the HISTORY table to support the durability property.

3.5.5.2 Roll-forward recovery from an archive database copy (e.g., a copy taken prior to the run) using redo log data is not acceptable as the recovery mechanism in the case of failures listed in Clause 3.5.3.2 and 3.5.3.3. Note that "checkpoints", "control points", "consistency points", etc. of the database taken during a run are not considered to be archives.

Clause 4: SCALING and DATABASE POPULATION

4.1 General Scaling Rules

The throughput of the TPC-C benchmark is driven by the activity of the terminals connected to each warehouse. To increase the throughput, more warehouses and their associated terminals must be configured. Each warehouse requires a number of rows to populate the database along with some storage space to maintain the data generated during a defined period of activity called **180-day period**. These requirements define how storage space and database population scale with throughput.

4.1.1 The intent of the scaling requirements is to maintain the ratio between the transaction load presented to the system under test, the cardinality of the tables accessed by the transactions, the required space for storage, and the number of terminals generating the transaction load.

4.1.2 Should any scaling value in Clause 4.2 be exceeded, the others must be increased proportionally to maintain the same ratios among them as in Clause 4.2.

4.1.3 The reported throughput may not exceed the maximum allowed by the scaling requirements in Clause 4.2 and the pacing requirements in Clause 5.2. While the reported throughput may fall short of the maximum allowed by the configured system, the price/performance computation (see Clause 7.1) must report the price for the system as actually configured. To prevent over-scaling of systems, the reported throughput cannot fall short of 9 tpmC per configured warehouse.

Comment: The maximum throughput is achieved with infinitely fast transactions resulting in a null response time and minimum required wait times. The intent of this clause is to prevent reporting a throughput that exceeds this maximum, which is computed to be ~~12.86~~ ~~12.7~~ tpmC per warehouse. The above 9 tpmC represents 70% of the computed maximum throughput.

4.2 Scaling Requirements

4.2.1 The WAREHOUSE table is used as the base unit of scaling. The cardinality of all other tables (except for ITEM) is a function of the number of configured warehouses (i.e., cardinality of the WAREHOUSE table). This number, in turn, determines the load applied to the system under test which results in a reported throughput (see Clause 5.4).

Comment 1: The cardinality of the HISTORY, NEW-ORDER, ORDER, and ORDER-LINE tables will naturally vary as a result of repeated test executions. The initial database population and the transaction profiles are designed to minimize the impact of this variation on performance and maintain repeatability between subsequent test results.

Comment 2: The cardinality of the ITEM table is constant regardless of the number of configured warehouses, as all warehouses maintain stocks for the same catalog of items.

4.2.2 Configuration

The following scaling requirements represent the initial configuration for the test described in Clause 5:

1. For each active warehouse in the database, the SUT must accept requests for transactions from a population of 10 terminals.

- For each table that composes the database, the cardinality of the initial population per warehouse is specified as follows:

Table Name	Cardinality (in rows)	Typical ³ Row Length (in bytes)	Typical ³ Table Size (in 1,000 bytes)
WAREHOUSE	1	89	0.089
DISTRICT	10	95	0.950
CUSTOMER	30k	655	19,650
HISTORY ¹	30k	46	1,380
ORDER ^{1,4}	30k	24	720
NEW-ORDER ^{1,4}	9k	8	72
ORDER-LINE ^{1,4}	300k	54	16,200
STOCK	100k	306	30,600
ITEM ²	100k	82	8,200

¹ Small variations: subject to test execution as rows may be inserted and deleted by transaction activity from test executions.

² Fixed cardinality: does not scale with number of warehouses.

³ Typical lengths and sizes given here are examples, not requirements, of what could result from an implementation (sizes do not include storage/access overheads).

⁴ [One percent \(1%\) variation in row cardinality is allowed to account for the random variation encountered during the initial data loading of the database.](#)

Note: The symbol "k" used in the cardinality column means one thousand

- Storage must be priced for sufficient space to store and maintain the data generated during a period of 180 days of activity with an average of 8 hours per day at the reported throughput called the **180-day period** . This space must be computed according to Clause 4.2.3 and must be usable by the data manager to store and maintain the rows that would be added to the HISTORY, ORDER, and ORDER-LINE tables during the 180-day period.
- The increment (granularity) for scaling the database and the terminal population is one warehouse, comprised of one WAREHOUSE row, 10 DISTRICT rows, their associated CUSTOMER, HISTORY, ORDER, NEW-ORDER, and ORDER-LINE rows, 100,000 STOCK rows, 10 terminals, and priced storage for the 180-day period.

Comment: Over-scaling the database, i.e., configuring a larger number of warehouses and associated tables (W_c) than what is actually accessed during the measurement (W_a) is permitted, provided the following conditions are met:

Let, W_c = number of warehouses configured at database generation,

W_a = number of warehouses accessed during the measurement (active warehouses),

W_i = number of warehouses not accessed during the measurement (inactive warehouses).

- rows in the WAREHOUSE table that pertain to the inactive warehouses (W_i) must be deleted prior to the measurement,
- the reported throughput cannot fall short of 9 tpmC per configured warehouse (W_c -see Clause 4.1.3),
- the 180-day space computations must be computed based on W_c , the number of warehouses configured at database generation.

4.2.3 180-Day Space Computation

The storage space required for the 180-day period must be determined as follows:

1. The test database must be built including the initial database population (see Clause 4.3) and all indices present during the test.
2. The test database must be built to sustain the reported throughput during an eight hour period. This excludes performing on the database any operation that does not occur during the measurement interval (see Clause 5.5).
3. The total storage space allocated for the test database must be decomposed into the following:
 - **Free-Space**: any space allocated to the test database and which is available for future use. It is comprised of all database storage space not used to store a database entity (e.g., a row, an index, a metadatum) or not used as formatting overhead by the data manager.
 - **Dynamic-Space**: any space used to store existing rows from the dynamic tables (i.e., the HISTORY, ORDER, and ORDER-LINE tables). It is comprised of all database storage space used to store rows and row storage overhead for the dynamic tables. It includes any data that is added to the database as a result of inserting a new row independently of all indices. It does not include index data or other overheads such as index overhead, page overhead, block overhead, and table overhead.
 - **Static-Space**: any space used to store static information and indices. It is comprised of all space allocated to the test database and which does not qualify as either Free-Space or Dynamic-Space.
4. Given that the system must be configured to sustain the reported throughput during an eight hour period, the database must allow the dynamic tables to grow accordingly for at least eight hours without impacting performance. Free-Space used to allow growth of the dynamic tables for an eight hour day at the reported throughput is called the **Daily-Growth**. Given W , the number of configured warehouses on the test system, the Daily-Growth must be computed as:

$$\text{Daily-Growth} = (\text{dynamic-Space} / (W * 62.5)) * \text{tpmC}$$

Note: In the formula above, 62.5 is used as a normalizing factor since the initial database population for each warehouse holds the Dynamic-Space required for an eight hour day of activity at 62.5 tpmC.

5. Any Free-Space beyond 150% of the Daily-Growth is called **Daily-Spread**, and must be added to the Dynamic-Space when computing the storage requirement for the 180-day period. The Daily-Spread must be computed as:

$$\text{Daily-Spread} = \text{Free-Space} - 1.5 * \text{Daily-Growth}$$

If the computed Daily-Spread is negative, then a null value must be used for Daily-Spread.

6. The **180-Day-Space** must be computed as:
$$180\text{-Day-Space} = \text{Static-Space} + 180 * (\text{Daily-Growth} + \text{Daily-Spread})$$
7. The Dynamic-Space present in the test database is considered as part of the 180-Day-Space.

4.3 Database Population

4.3.1 The test described in Clause 5 requires that the properly scaled population be present in the test database. Each table must contain the number of rows defined in Clause 4.2.2 prior to test execution (e.g., the New-Order table must contain 2,000 rows per warehouse).

4.3.2 Definition of Terms

4.3.2.1 The term **random** means independently selected and uniformly distributed over the specified range of values.

Comment: For the purpose of populating the initial database only, random numbers can be generated by selecting entries in sequence from a set of at least 10,000 pregenerated random numbers. This technique cannot be used for the field O_OL_CNT.

4.3.2.2 The notation **random a-string [x .. y]** (respectively, **n-string [x .. y]**) represents a string of random alphanumeric (respectively, numeric) characters of a random length of minimum x maximum y , and mean $(y+x)/2$.

Comment 1: The character set used must be able to represent a minimum of 128 different characters.

Comment 2: Generating such strings can be implemented by the concatenation of two strings selected at random from two separate arrays of strings, and where:

1. Both arrays contain a minimum of 10 different strings of characters.
2. The first array contains strings of x characters.
3. The second array contains strings of lengths uniformly distributed between zero and $(y - x)$ characters.
4. Both arrays may contains strings that are pertinent to the row and the attribute (e.g., use an actual first name for C_FIRST) instead of strings of random characters, as long as this does not bring any improvement to the reported metrics.

4.3.2.3 The customer last name (C_LAST) must be generated by the concatenation of three variable length syllables selected from the following list:

0	1	2	3	4	5	6	7	8	9
BAR	OUGHT	ABLE	PRI	PRES	ESE	ANTI	CALLY	ATION	EING

Given a number between 0 and 999, each of the three syllables is determined by the corresponding digit in the three digit representation of the number. For example, the number 371 generates the name PRICALLYOUGHT, and the number 40 generates the name BARPRESBAR.

4.3.2.4 The notation **unique within [x]** represents any one value within a set of x contiguous values, unique within the group of rows being populated. When several groups of rows of the same type are populated (e.g., there is one group of customer type rows for each district type row), each group must use the same set of x contiguous values.

4.3.2.5 The notation **random within [x .. y]** represents a random value independently selected and uniformly distributed between x and y , inclusively, with a mean of $(x+y)/2$, and with the same number of digits of precision as shown. For example, [0.01 .. 100.00] has 10,000 unique values, whereas [1 ..100] has only 100 unique values.

4.3.2.6 The notation **random permutation of [x .. y]** represents a sequence of numbers from x to y arranged into a random order. This is commonly known as a permutation (or selection) without replacement.

4.3.2.7 The warehouse zip code (W_ZIP), the district zip code (D_ZIP) and the customer zip code (C_ZIP) must be generated by the concatenation of:

1. A random n-string of 4 numbers, and

2. The constant string '11111'.

Given a random n-string between 0 and 9999, the zip codes are determined by concatenating the n-string and the constant '11111'. This will create 10,000 unique zip codes. For example, the n-string 0503 concatenated with 11111, will make the zip code 050311111.

Comment: With 30,000 customers per warehouse and 10,000 zip codes available, there will be an average of 3 customers per warehouse with the same zip code.

4.3.3 Table Population Requirements

4.3.3.1 The initial database population must be comprised of:

- 100,000 rows in the ITEM table with:
 - I_ID unique within [100,000]
 - I_IM_ID random within [1 .. 10,000]
 - I_NAME random a-string [14 .. 24]
 - I_PRICE random within [1.00 .. 100.00]
 - I_DATA random a-string [26 .. 50]. For ~~at least~~ 10% of the rows, selected at random, the string "ORIGINAL" must be held by 8 consecutive characters starting at a random position within I_DATA
- 1 row in the WAREHOUSE table for each configured warehouse with:
 - W_ID unique within [*number_of_configured_warehouses*]
 - W_NAME random a-string [6 .. 10]
 - W_STREET_1 random a-string [10 .. 20]
 - W_STREET_2 random a-string [10 .. 20]
 - W_CITY random a-string [10 .. 20]
 - W_STATE random a-string of 2 letters
 - W_ZIP generated according to Clause 4.3.2.7
 - W_TAX random within [0.0000 .. 0.2000]
 - W_YTD = 300,000.00

For each row in the WAREHOUSE table:

- o 100,000 rows in the STOCK table with:

S_I_ID unique within [100,000]

S_W_ID = W_ID

S_QUANTITY random within [10 .. 100]

S_DIST_01 random a-string of 24 letters

S_DIST_02 random a-string of 24 letters

S_DIST_03 random a-string of 24 letters

S_DIST_04 random a-string of 24 letters

S_DIST_05 random a-string of 24 letters

S_DIST_06 random a-string of 24 letters

S_DIST_07 random a-string of 24 letters

S_DIST_08 random a-string of 24 letters

S_DIST_09 random a-string of 24 letters

S_DIST_10 random a-string of 24 letters

S_YTD = 0

S_ORDER_CNT = 0

S_REMOTE_CNT = 0

S_DATA random a-string [26 .. 50]. For ~~at least~~ 10% of the rows, selected at random, the string "ORIGINAL" must be held by 8 consecutive characters starting at a random position within S_DATA

- o 10 rows in the DISTRICT table with:

D_ID unique within [10]

D_W_ID = W_ID

D_NAME random a-string [6 .. 10]

D_STREET_1 random a-string [10 .. 20]

D_STREET_2 random a-string [10 .. 20]

D_CITY random a-string [10 .. 20]

D_STATE random a-string of 2 letters

D_ZIP generated according to Clause 4.3.2.7

D_TAX random within [0.0000 .. 0.2000]

D_YTD = 30,000.00

D_NEXT_O_ID = 3,001

For each row in the DISTRICT table:

* 3,000 rows in the CUSTOMER table with:

C_ID unique within [3,000]

C_D_ID = D_ID

C_W_ID = D_W_ID

C_LAST generated according to Clause 4.3.2.3, iterating through the range of [0 .. 999] for the first 1,000 customers, and generating a non-uniform random number using the function `NURand(255, 0, 999)` for each of the remaining 2,000 customers. The run-time constant C (see Clause 2.1.6) used for the database population must be randomly chosen independently from the test run(s).

C_MIDDLE = "OE"

C_FIRST random a-string [8 .. 16]

C_STREET_1 random a-string [10 .. 20]

C_STREET_2 random a-string [10 .. 20]

C_CITY random a-string [10 .. 20]

C_STATE random a-string of 2 letters

C_ZIP generated according to Clause 4.3.2.7

C_PHONE random n-string of 16 numbers

C_SINCE date/time given by the operating system when the CUSTOMER table was populated.

C_CREDIT = "GC". For 10% of the rows, selected at random, C_CREDIT = "BC"

C_CREDIT_LIM = 50,000.00

C_DISCOUNT random within [0.0000 .. 0.5000]

C_BALANCE = -10.00

C_YTD_PAYMENT = 10.00

C_PAYMENT_CNT = 1

C_DELIVERY_CNT = 0

C_DATA random a-string [300 .. 500]

For each row in the CUSTOMER table:

- 1 row in the HISTORY table with:

H_C_ID = C_ID

H_C_D_ID = H_D_ID = D_ID

H_C_W_ID = H_W_ID = W_ID

H_DATE current date and time

H_AMOUNT = 10.00

H_DATA random a-string [12 .. 24]

- * 3,000 rows in the ORDER table with:

O_ID unique within [3,000]

O_C_ID selected sequentially from a random permutation of [1 .. 3,000]

O_D_ID = D_ID

O_W_ID = W_ID

O_ENTRY_D current date/time given by the operating system

O_CARRIER_ID random within [1 .. 10] if O_ID < 2,101, null otherwise

O_OL_CNT random within [5 .. 15]

O_ALL_LOCAL = 1

For each row in the ORDER table:

- A number of rows in the ORDER-LINE table equal to O_OL_CNT, generated according to the rules for input data generation of the New-Order transaction (see Clause 2.4.1) with:

OL_O_ID = O_ID

OL_D_ID = D_ID

OL_W_ID = W_ID

OL_NUMBER unique within [O_OL_CNT]

OL_I_ID random within [1 .. 100,000]

OL_SUPPLY_W_ID = W_ID

OL_DELIVERY_D = O_ENTRY_D if OL_O_ID < 2,101, null otherwise

OL_QUANTITY = 5

OL_AMOUNT = 0.00 if OL_O_ID < 2,101, random within [0.01 .. 9,999.99] otherwise

OL_DIST_INFO random a-string of 24 letters

- * 900 rows in the NEW-ORDER table corresponding to the last 900 rows in the ORDER table for that district (i.e., with NO_O_ID between 2,101 and 3,000), with:

NO_O_ID = O_ID

NO_D_ID = D_ID

NO_W_ID = W_ID

Comment: Five percent (5%) variation from the target cardinality of S_DATA with "ORIGINAL", I_DATA with "ORIGINAL", and C_CREDIT with "BC" is allowed to account for the random variation encountered during the initial data loading of the database.

4.3.3.2 The implementation may not take advantage of the fact that some fields are initially populated with a fixed value. For example, storage space cannot be saved by defining a default value for the field C_CREDIT_LIM and storing this value only once in the database.

Clause 5: PERFORMANCE METRICS and RESPONSE TIME

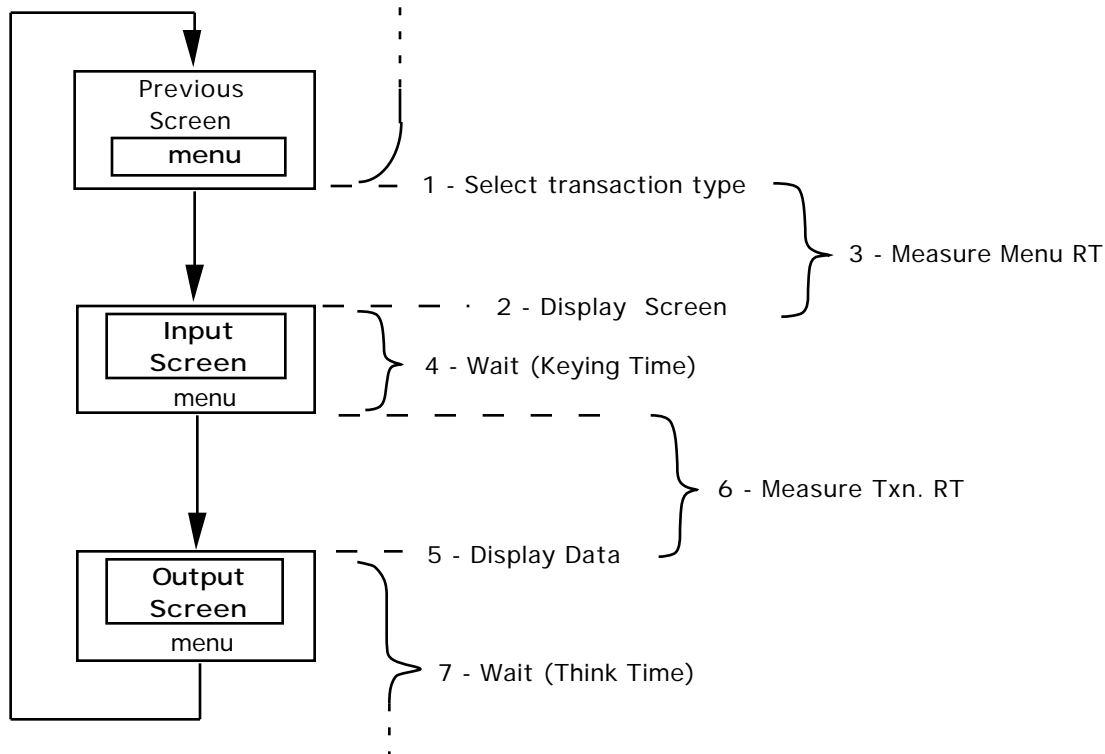
5.1 Definition of Terms

5.1.1 The term **measurement interval** refers to a steady state period during the execution of the benchmark for which the test sponsor is reporting a throughput rating (see Clause 5.5 for detailed requirements).

5.1.2 The term **completed transactions** refers to any business transaction (see Clause 2.1.3) that has been successfully committed at the SUT and whose output data has been displayed by the Remote Terminal Emulator (in case of a New-Order, Payment, Order-Status, or Stock-Level transaction) or for which a complete entry has been written into a result file (in case of a Delivery transaction). New-Order transactions that are rolled back, as required by Clause 2.4.1.4, are considered as completed transactions.

5.2 Pacing of Transactions by Emulated Users

5.2.1 The figure below illustrates the cycle executed by each emulated user (see Clause 5.2.2). The active portion of the screen is represented with bold face text:



5.2.2 Each emulated user executes a cycle comprised of screens, wait times, and response times (RTs) as follows:

1. Selects a transaction type from the menu according to a weighted distribution (see Clause 5.2.3).

2. Waits for the Input/Output Screen to be displayed.
3. Measures the Menu RT (see Clause 5.3.3).
4. Enters the required number of input fields (see Clause 2) over the defined minimum Keying Time (see Clause 5.2.5.2).
5. Waits for the required number of output fields (see Clause 2) to be displayed on the Input/Output Screen.
6. Measures the Transaction RT (see Clause 5.3.4).
7. Waits for the defined minimum Think Time (see Clause 5.2.5.4) while the input/output screen remains displayed.

At the end of the Think Time (Step 7) the emulated user loops back to select a transaction type from the menu (Step 1).

Comment: No action is required on the part of the SUT to cycle from Step 7 back to Step 1.

5.2.3 Each transaction type (i.e., business transaction) is available to each terminal through the Menu. Over the measurement interval, the terminal population must maintain a minimum percentage of mix for each transaction type as follows:

Transaction Type	Minimum % of mix
New-Order ¹	n/a
Payment	43.00
Order-Status	4.00
Delivery	4.00
Stock-Level	4.00

¹ There is no minimum for the New-Order transaction as its measured rate is the reported throughput.

Comment 1: The intent of the minimum percentage of mix for each transaction type is to execute approximately one Payment transaction for each New-Order transaction and approximately one Order-Status transaction, one Delivery transaction, and one Stock-Level transaction for every 10 New-Order transactions. This mix results in the complete business processing of each order.

Comment 2: The total number of transactions, from which the minimum percentages of mix are derived, includes all transactions that were selected from the Menu and completed (see Clause 5.1.2) within the measurement interval.

5.2.4 Regulation of Transaction Mix

Transaction types must be selected uniformly at random while maintaining the required minimum percentage of mix for each transaction type over the measurement interval. This must be done using one of the techniques described in Clauses 5.2.4.1 and 5.2.4.2.

5.2.4.1 A weight is associated to each transaction type on the menu. The required mix is achieved by selecting each new transaction uniformly at random from a weighted distribution. The following requirements must be satisfied when using this technique:

1. The actual weights are chosen by the test sponsor and must result in meeting the required minimum percentages of mix in Clause 5.2.3.
2. For the purpose of achieving the required transaction mix, the RTE can dynamically adjust the weight associated to each transaction type during the measurement interval. These adjustments must be limited so as to keep the weights within 5% on either side of their respective initial value.

5.2.4.2 One or more cards in a deck are associated to each transaction type on the Menu. The required mix is achieved by selecting each new transaction uniformly at random from a deck whose content guarantees the required transaction mix. The following requirements must be satisfied when using this technique:

1. Any number of terminals can share the same deck (including but not limited to one deck per terminal or one deck for all terminals).
2. A deck must be comprised of one or more sets of 23 cards (i.e., 10 New-Order cards, 10 Payment cards, and one card each for Order-Status, Delivery, and Stock-level). The minimum size of a deck is one set per terminal sharing this deck. If more than one deck is used, then all decks must be of equal sizes.

Comment: Generating the maximum percentage of New-Order transactions while achieving the required mix can be done for example by sharing a deck of 230 cards between 10 terminals.

3. Each pass through a deck must be made in a different uniformly random order. If a deck is accessed sequentially, it must be randomly shuffled each time it is exhausted. If a deck is accessed at random, cards that are selected cannot be placed back in the deck until it is exhausted.

Comment: All terminals must select transactions using the same technique. Gaining a performance or a price/performance advantage by driving one or more terminals differently than the rest of the terminal population is not allowed.

5.2.5 Wait Times and Response Time Constraints

5.2.5.1 The Menu step is transaction independent. At least 90% of all Menu selections must have a Menu RT (see Clause 5.3.3) of less than 2 seconds.

5.2.5.2 For each transaction type, the Keying Time is constant and must be a minimum of 18 seconds for New-Order, 3 seconds for Payment, and 2 seconds each for Order-Status, Delivery, and Stock-Level.

5.2.5.3 At least 90% of all transactions of each type must have a Transaction RT (see Clause 5.3.4) of less than 5 seconds each for New-Order, Payment, Order-Status, and Delivery, and 20 seconds for Stock-Level.

Comment: The total number of transactions, from which the Transaction RT of New-Order is computed, includes New-Order transactions that rollback as required by Clause 2.4.1.4.

5.2.5.4 For each transaction type, think time is taken independently from a negative exponential distribution. Think time, T_t is computed from the following equation:

$$T_t = -\log(r) * \mu$$

where: \log = natural log (base e)

T_t = think time

r = random number uniformly distributed between 0 and 1

μ = mean think time

Each distribution may be truncated at 10 times its mean value

5.2.5.5 The beginning of all wait times (Keying Times and Think Times) are to be taken after the last character of output has been displayed (see Clause 2.2.2) by the emulated terminal.

5.2.5.6 The 90th percentile response time for each transaction must be greater than or equal to the average response time of that transaction. [This requirement is for the terminal response times only and does not apply to the deferred portion of the Delivery transaction.](#)

5.2.5.7 The following table summarizes the transaction mix, wait times, and response time constraints:

Transaction Type	Minimum % of mix	Minimum Keying Time	90th Percentile Response Time Constraint	Minimum Mean of Think Time Distribution
New-Order	n/a	18 sec.	5 sec.	12 sec.
Payment	43.04	3 sec.	5 sec.	12 sec.
Order-Status	4.03	2 sec.	5 sec.	10 sec.
Delivery ¹	4.03	2 sec.	5 sec.	5 sec.
Stock-Level	4.03	2 sec.	20 sec.	5 sec.

¹ The response time is for the terminal response (acknowledging that the transaction has been queued), not for the execution of the transaction itself. At least 90% of the transactions must complete within 80 seconds of their being queued (see Clause 2.7.2.2).

Comment 1 : The response time constraints are set such that the throughput of the system is expected to be constrained by the response time requirement for the New-Order transaction. Response time constraints for other transactions are relaxed for that purpose.

Comment 2 : The keying times for the transactions are chosen to be approximately proportional to the number of characters input, and the think times are chosen to be approximately proportional to the number of characters output.

5.2.5.8 For each transaction type, all configured terminals of the tested systems must use the same target Keying Time and the same target mean of Think Time. These times must comply with the requirements summarized in Clause 5.2.5.7.

5.3 Response Time Definition

5.3.1 Each completed transaction submitted to the SUT must be individually timed.

5.3.2 Response Times must be measured at the RTE. A **Response Time** (or **RT**) is defined by:

$$RT = T2 - T1$$

where:

T1 and T2 are measured at the RTE and defined as:

T1 = timestamp taken before the last character of input data is entered by the emulated user.

T2 = timestamp taken after the last character of output is received by the emulated terminal.

The resolution of the timestamps must be at least 0.1 seconds.

Comment: The intent of the benchmark is to measure response time as experienced by the emulated user.

5.3.3 The Menu Response Time (**Menu RT**) is the time between the timestamp taken before the last character of the Menu selection has been entered and the timestamp taken after the last character of the Input/Output Screen has been received (including clearing all input and output fields and displaying fixed fields, see Clause 2).

Comment: Systems that do not require SUT/RTE interaction for the Menu selection and the screen display can assume a null Menu RT.

5.3.4 The Transaction Response Time (**Transaction RT**) is the time between the timestamp taken before the last character of the required input data has been sent from the RTE (see Clause 2) and the timestamp taken after the last character of the required output data has been received by the RTE (see Clause 2) resulting from a transaction execution.

Comment: If the emulated terminal must process the data being entered or displayed, the time for this processing must be disclosed and taken into account when calculating the Transaction RT.

5.4 Computation of Throughput Rating

The TPC-C transaction mix represents a complete business cycle. It consists of multiple business transactions which enter new orders, query the status of existing orders, deliver outstanding orders, enter payments from customers, and monitor warehouse stock levels.

5.4.1 The metric used to report Maximum Qualified Throughput (**MQTh**) is a number of orders processed per minute. It is a measure of "business throughput" rather than a transaction execution rate. It implicitly takes into account all transactions in the mix as their individual throughput is controlled by the weighted Menu selection and the minimum percentages of mix defined in Clause 5.2.3.

5.4.2 The reported MQTh is the total number of completed New-Order transactions (see Clause 5.1.2), where the Transaction RT (see Clause 5.3.4) was completely measured at the RTE during the measurement interval, divided by the elapsed time of the interval. New-Order transactions that rollback, as required by Clause 2.4.1.4, must be included in the reported MQTh.

5.4.3 The name of the metric used to report the MQTh of the SUT is **tpmC**.

5.4.4 All reported MQTh must be measured, rather than interpolated or extrapolated, and expressed to exactly two decimal places, rounded to the hundredth place. For example, suppose 105.548 tpmC is measured on a 100 terminal test for which 90% of the New-Order transactions completed in less than 4.8 seconds and 117.572 tpmC is measured on a 110 terminal test for which 90% of the transactions completed in less than 5.2 seconds. Then the reported tpmC is 105.54 rather than some interpolated value between 105.548 and 117.572.

5.5.1.6 To be valid, the measurement interval must contain no more than 1% or no more than one (1), whichever is greater, of the Delivery transactions skipped because there were fewer than necessary orders present in the New-Order table.

5.5 Measurement Interval Requirements

5.5.1 Steady State

5.5.1.1 The test must be conducted in a **steady state** condition that represents the true sustainable throughput of the SUT.

5.5.1.2 Although the measurement interval may be as short as 20 minutes, the system under test must be configured so that it is possible to run the test at the reported tpmC for a continuous period of at least eight hours, maintaining full ACID properties. For example, the media used to store at least 8 hours of log data must be configured if required to recover from any single point of failure (see Clause 3.5.3.1).

Comment 1 : An example of a configuration that would not comply is one where a log file is allocated such that better performance is achieved during the measured portion of the test than during the remaining portion of an eight hour test, perhaps because a dedicated device was used initially but space on a shared device is used later in the full eight hour test.

Comment 2 : Steady state is easy to define (e.g., sustainable throughput) but difficult to prove. The test sponsor (and/or the auditor) is required to report the method used to verify steady state sustainable throughput and the reproducibility of test results. The auditor is encouraged to use available monitoring tools to help determine the steady state.

Comment 3: Some aspects of an implementation can result in systematic but small variations in sustained throughput over an 8 hour period. The cumulative effect of such variations may be up to 2% of the reported throughput. There is no requirement for an 8 hour run.

5.5.1.3 In the case where a ramp-up period is used to reach steady state, the properly scaled initial database population is required at the beginning of the ramp up period. The transaction mix and the requirements summarized in Clause 5.2.5.7 must be followed during the ramp-up as well as steady state period.

Comment: The intent of this clause is to prevent significant alteration to the properly scaled initial database population during the ramp-up period.

5.5.1.4 To demonstrate the reproducibility of the steady state condition, a minimum of one additional measurement of the same duration as the reported measurement (see Clause 5.5.2) must be made and its tpmC must be disclosed and be within 2% of the reported tpmC.

5.5.1.5 While variability is allowed, the RTE cannot be artificially weighted to generate input data different from the requirements described in Clauses 2.4.1, 2.5.1, 2.6.1, 2.7.1, and 2.8.1. To be valid, the input data generated during a reported measurement interval must not exceed the following variability:

1. At least 0.9% and at most 1.1% of the New-Order transactions must roll back as a result of an unused item number.
2. The average number of order-lines per order must be in the range of 9.5 to 10.5 and the number of order-lines per order must be uniformly distributed from 5 to 15 for the New-Order transactions that are submitted to the SUT during the measurement interval.
3. The number of remote order-lines must be at least 0.95% and at most 1.05% of the number of order-lines that are filled in by the New-Order transactions that are submitted to the SUT during the measurement interval.
4. The number of remote Payment transactions must be at least 14% and at most 16% of the number of Payment transactions that are submitted to the SUT during the measurement interval.

5. The number of customer selections by customer last name in the Payment transaction must be at least 57% and at most 63% of the number of Payment transactions that are submitted to the SUT during the measurement interval.
6. The number of customer selections by customer last name in the Order-Status transaction must be at least 57% and at most 63% of the number of Order-Status transactions that are submitted to the SUT during the measurement interval.

5.5.1.6 To be valid, the measurement interval must contain no more than 1% or no more than one (1), whichever is greater, of the Delivery transactions skipped because there were fewer than necessary orders present in the New-Order table.

5.5.2 Duration

5.5.2.1 The measurement interval must:

1. Begin after the system reaches steady state.
2. Be long enough to generate reproducible throughput results which are representative of the performance which would be achieved during a sustained eight hour period.
3. Extend uninterrupted for a minimum of 20 minutes.

5.5.2.2 Some systems do not write modified database records/pages to durable media at the time of modification, but instead defer these writes. At some subsequent time, the modified records/pages are written to make the durable copy current. This process is defined as a checkpoint in this document.

For systems which defer database write to durable media, it is a requirement that:

1. The time between check points (known as the Checkpoint Interval (CI)), must be less than or equal to 30 minutes.

Comment: For systems which recover from instantaneous interruptions by applying recovery data to the database stored on durable media, it is a requirement that no recovery data older than 30 minutes prior to the interruption be used. The consequence of this requirement is that the database contents stored on durable media cannot at any time during the Measurement Interval (MI) be more than 30 minutes older than the most current state of the database ($\pm 5\%$).

2. All work required to perform a checkpoint must occur at least once before and once during the Measurement Interval.
3. The Checkpoint Interval must be less than or equal to the Measurement Interval. If the Checkpoint Interval is less than the Measurement Interval, the Measurement Interval must be an integral multiple of the Checkpoint Interval.
4. If fewer than 4 checkpoints (C) occur during the Measurement Interval, it is required that the checkpoints occur outside of a protected zone (Z). The protected zone is a period of time centered around the beginning and the end of the Measurement Interval.

$$Z = [MI * (2 / (C+3))]$$

Example: A test sponsor implements TPC-C in the following fashion

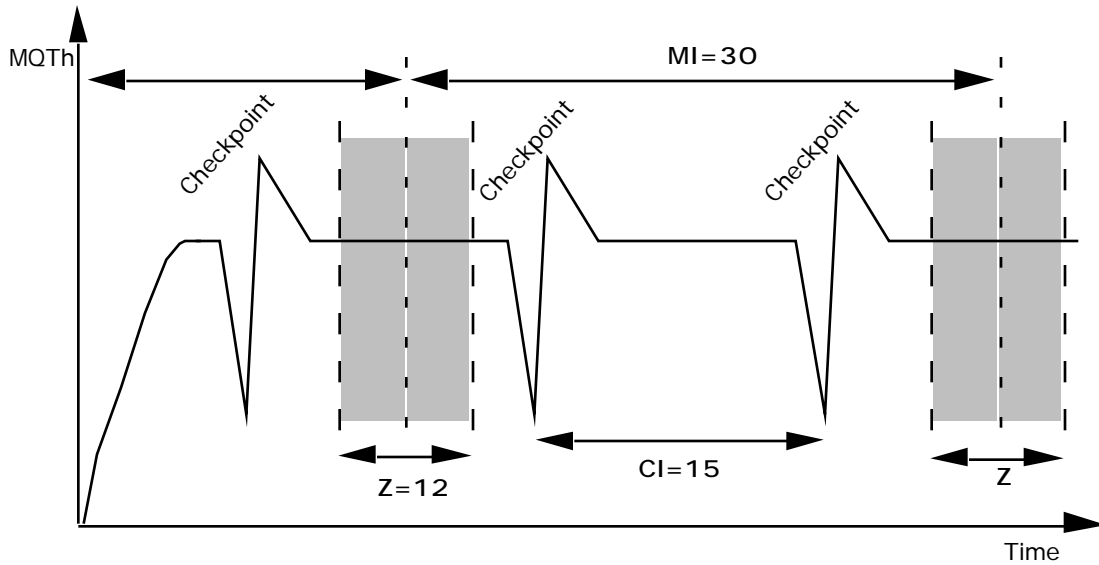
- Checkpoint Interval (CI) = 15 minutes
- Pre-Measurement Interval = 15 minutes
- Measurement Interval (MI) = 30 minutes

- Two checkpoints during the Measurement Interval

Based on this information:

- $MI = 30; C = 2$
- $Z = [30 * (2 / (2+3))] = 12$ minutes
- Checkpoints may not occur 6 minutes prior to or 6 minutes after the beginning and end of the Measurement Interval

The following graph illustrates a valid checkpointing implementation based on the above example.

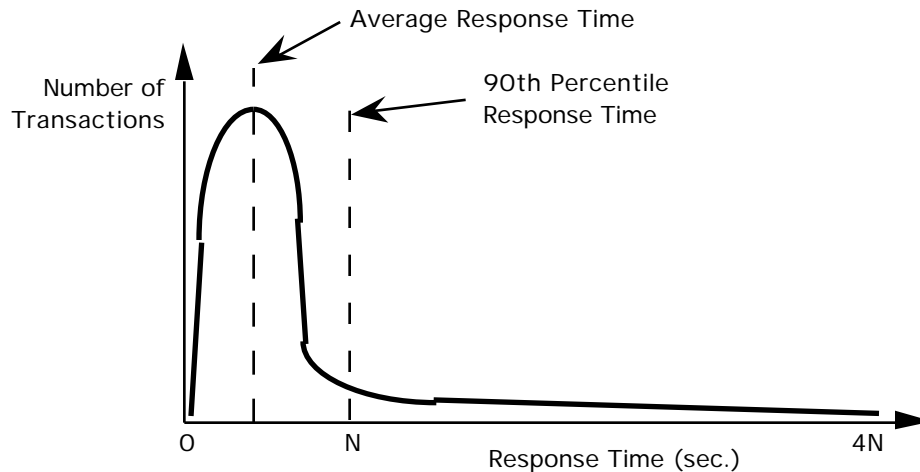


5.5.2.3 If more than one measurement interval is taken during a single test run (i.e., ramp-up followed by several measurement intervals followed by ramp-down), each measurement interval must be non-overlapping with any other measurement interval within the test run.

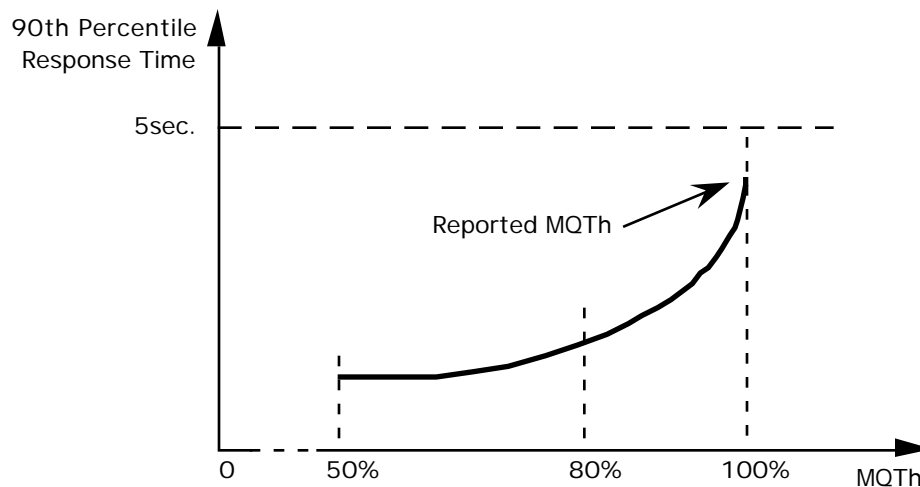
Comment: This allows the required reproducibility run to be a second non-overlapping measurement interval taken from a single test run.

5.6 Required Reporting

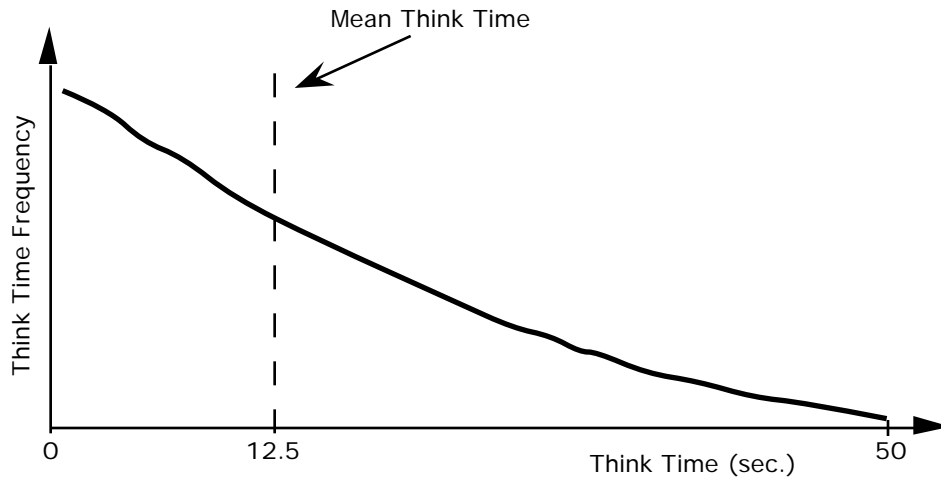
5.6.1 The frequency distribution of response times of all transactions, started and completed during the measurement interval, must be reported independently for each of the five transaction types (i.e., New-Order, Payment, Order-Status, Delivery, and Stock-Level). The x-axis represents the transaction RT and must range from 0 to four times the measured 90th percentile RT (N) for that transaction. The y-axis represents the frequency of the transactions at a given RT. At least 20 different intervals, of equal length, must be reported. The maximum, average, and 90th percentile response times must also be reported. An example of such a graph is shown below.



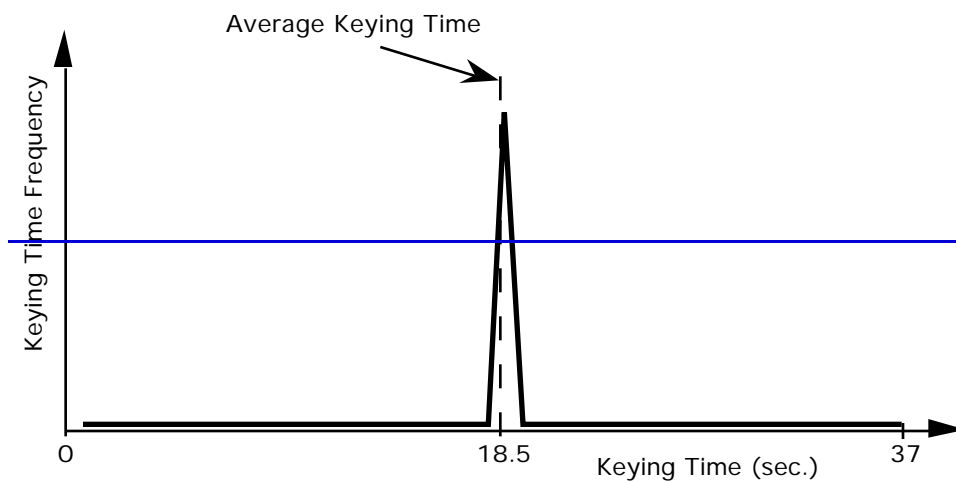
5.6.2 A graph of response times versus throughput for the New-Order transaction, run within the mix required in Clause 5.2.3, must be reported. The x-axis represents the measured New-Order throughput. The y-axis represents the corresponding 90th percentile of response times. A graph must be plotted at approximately 50%, 80%, and 100% of reported throughput rate (additional data points are optional). The 50% and 80% data points are to be measured on the same configuration as the 100% run, for a minimum interval of 20 minutes, varying either the Think Time of one or more transaction types or the number of active terminals. Interpolation of the graph between these data points is permitted. Deviations from the required transaction mix are permitted for the 50% and 80% data points. An example of such a graph is shown below.



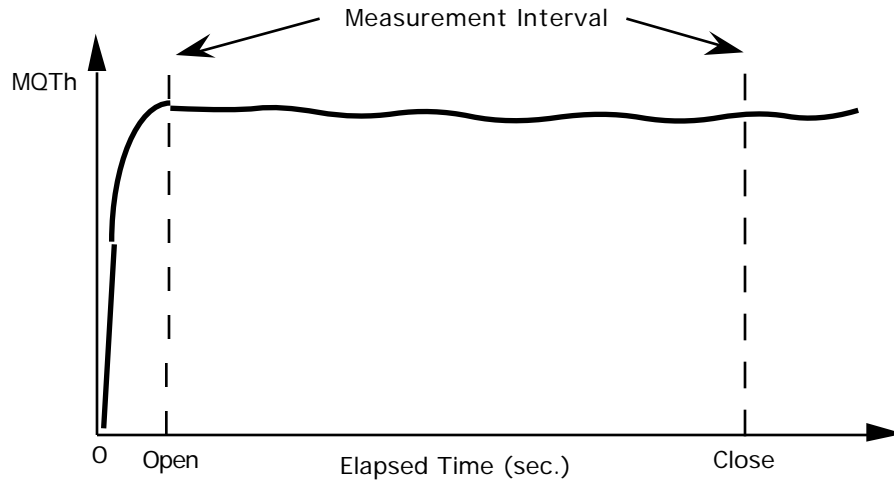
5.6.3 The frequency distribution of Think Times ~~for the New-Order transaction of all transactions,~~ started and completed during the measurement interval, must be reported, ~~independently for each of the five transaction types (i.e., New-Order, Payment, Order-Status, Delivery, and Stock-Level).~~ The x-axis represents the Think Time and must range from 0 to four times the actual mean of Think Time for that transaction. The y-axis represents the frequency of the transactions with a given Think Time. At least 20 different intervals, of equal length, must be reported. The mean Think Time must also be reported. An example of such a graph is shown below.



5.6.4 The frequency distribution of Keying Times of all transactions, started and completed during the measurement interval, must be reported independently for each of the five transaction types (i.e., New-Order, Payment, Order-Status, Delivery, and Stock-Level). The x-axis represents the Keying Time and must range from 0 to twice the actual average Keying Time for that transaction. The y-axis represents the frequency of the transactions with a given Keying Time. At least 10 different intervals, of equal length, must be reported. The average Keying Times must also be reported. An example of such a graph is shown below.



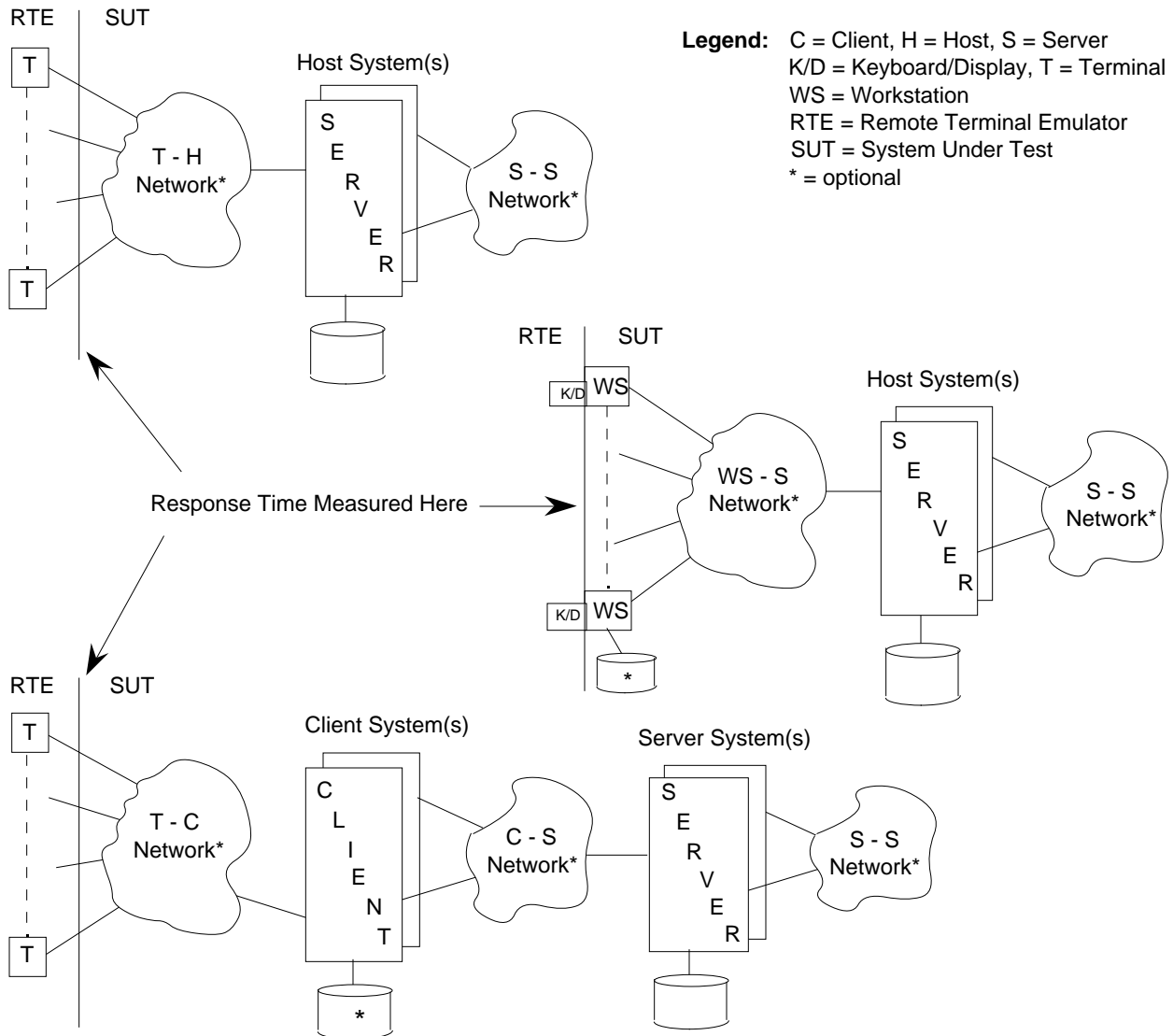
5.6.5 A graph of the throughput of the New-Order transaction versus elapsed time (i.e., wall clock) must be reported for both ramp-up time and measurement interval. The x-axis represents the elapsed time from the start of the run. The y-axis represents the throughput in tpmC. At least 20 different intervals should be used with a maximum interval size of 30 seconds. The opening and the closing of the measurement interval must also be reported [and shown on the graph](#). An example of such a graph is shown below.



Clause 6: SUT, DRIVER, and COMMUNICATIONS DEFINITION

6.1 Models of the Target System

Some examples of a system which represents the target (object) of this benchmark are shown pictorially below. By way of illustration, the figures also depict the RTE/SUT boundary (see Clauses 6.3 and 6.4) where the response time is measured.



6.2 Test Configuration

The test configuration consists of the following elements:

- System Under Test (SUT)
- Driver System(s)
- Driver/SUT Communications Interface(s)

If one of the networks is a WAN, the tested configurations need not include the WAN long-haul communications lines.

6.3 System Under Test (SUT) Definition

6.3.1 The SUT consists of:

- One or more processing units (e.g., host, front-ends, workstations, etc.) which will run the transaction mix described in Clause 5.2.3, and whose aggregate performance (total Maximum Qualified Throughput) will be described by the metric tpmC.
- Any front-end systems are considered to be part of the SUT. Examples of front-end systems are terminal demultiplexers, front-end data communication processors, cluster controllers, database clients (as in the client/server model), and workstations.
- The host system(s), including hardware and software, supporting the database employed in the benchmark.
- The hardware and software components of all networks required to connect and support the SUT components.
- Data storage media sufficient to satisfy both the scaling requirements in Clause 4.2 and the ACID properties of Clause 3.

6.3.2 A single benchmark result may be used for multiple SUTs provided the following conditions are met:

- Each SUT must have the same hardware and software architecture and configuration.
- The only exception allowed are for elements not involved in the processing logic of the SUT (e.g., number of peripheral slots, power supply, cabinetry, fans, etc.)
- Each SUT must support the priced configuration.

6.4 Driver Definition

6.4.1 An external Driver System(s), which provides Remote Terminal Emulator (RTE) functionality, must be used to emulate the target terminal population and their emulated users during the benchmark run.

6.4.2 The RTE performs the following functions:

- Emulates a user entering input data on the input/output screen of an emulated terminal by generating and sending transactional messages to the SUT;
- Emulates a terminal displaying output messages on an input/output screen by receiving response messages from the SUT;

- Records response times;
- Performs conversion and/or multiplexing into the communications protocol used by the communications interface between the driver and the SUT ;
- Performs statistical accounting (e.g., 90th percentile response time measurement, throughput calculation, etc.) is also considered an RTE function.

6.4.3 Normally, the Driver System is expected to perform RTE functions only. Work done on the Driver System in addition to the RTE as specified in Clause 6.4.2 must be thoroughly justified as specified in Clause 6.6.3.

6.4.4 The intent is that the Driver System must reflect the proposed terminal configuration and cannot add functionality or performance above the priced network components in the SUT. It must be demonstrated that performance results are not enhanced by using a Driver System.

6.4.5 Software or hardware which resides on the Driver which is not the RTE is to be considered as part of the SUT. For example, in a "client/server" model, the client software may be run or be simulated on the Driver System (see Clause 6.6.3).

6.5 Communications Interface Definitions

6.5.1 I/O Channel Connections

6.5.1.1 All protocols used must be commercially available.

Comment: It is the intention of this definition to exclude non-standard I/O channel connections. The following situations are examples of acceptable channel connections:

- Configurations or architectures where terminals or terminal controllers are normally and routinely connected to an I/O channel of a processor.
- Where the processor(s) in the SUT is/are connected to the local communications network via a front-end processor, which is channel connected. The front-end processor is priced as part of the SUT.

6.5.2 Driver/SUT Communications Interface

6.5.2.1 The communications interface between the Driver System(s) and the SUT must be the mechanism by which the system would be connected with the terminal (see Clause 2.1.8) in the proposed configuration.

6.6 Further Requirements on the SUT and Driver System

6.6.1 Restrictions on Driver System

Copies of any part of the tested database or file system or its data structures, indices, etc. may not be present on the Driver System during the test.

Comment: Synchronization between RTE and SUT is disallowed.

6.6.2 Individual Contexts for Emulated Terminals

The SUT must contain context for each terminal emulated, and must maintain that context for the duration of that test. That context must be identical to the one which would support a real terminal. A terminal which sends a transaction cannot send another until the completion of that transaction, with the exception of the deferred execution of the Delivery transaction.

Comment: The **context** referred to in this clause should consist of information such as terminal identification, network identification, and other information necessary for a real terminal to be known to (i.e., configured on) the SUT. The intention is to allow pseudo-conversational transactions. The intent of this clause is simply to prevent a test sponsor from multiplexing messages from a very large number of emulated terminals into a few input lines and claiming or implying that the tested system supports that number of users regardless of whether the system actually supports that number of real terminals.

6.6.3 Driver System Doing More Than RTE Function

In the event that a Driver System must be used to emulate additional functionality other than that described in Clause 6.4, then this must be justified as follows:

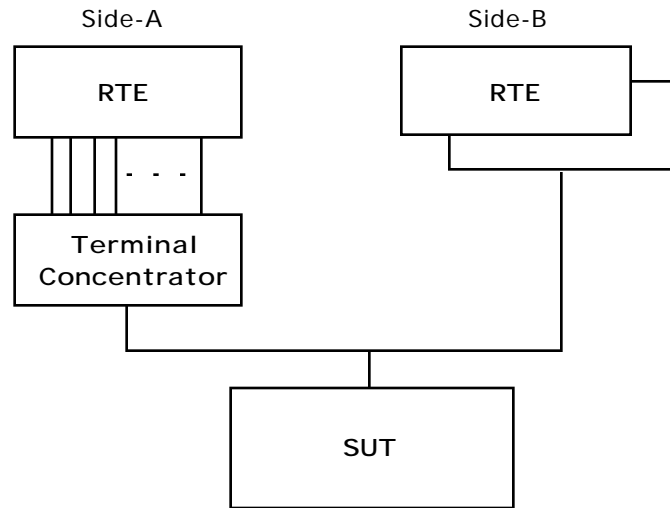
6.6.3.1 It must be demonstrated that the architecture of the proposed solution makes it uneconomical to perform the benchmark without performing the work in question on the driver (e.g., in a "client/server" database implementation, where the client software would run on a large number of workstations).

6.6.3.2 Rule 6.6.1 must not be violated.

6.6.3.3 It must be demonstrated that executables placed on the Driver System are functionally equivalent to those on the proposed (target) system.

6.6.3.4 It must be demonstrated that performance results are not enhanced by performing the work in question on the Driver System. The intent is that a test should be run to demonstrate that the functionality, performance, and connectivity of the emulated solution is the same as that for the priced system. These test data must be included in the Full Disclosure Report.

For example, if the Driver System emulates the function of a terminal concentrator, there must be test data to demonstrate that a real concentrator configured with the claimed number of attached devices would deliver the same (or better) response time as is measured with the Driver System. The terminal concentrator must be configured as it would be in the priced system and loaded to the maximum number of lines used in the priced configuration. The demonstration test must be run as part of the SUT configuration that is running a full load on a properly scaled database. The following diagram illustrates the configuration of a possible demonstration test:



In the above example, the difference in the measured response time between Side-A and Side-B should be less than or equal to any adjustments to the response time reported in the Full Disclosure Report.

If the response time delay generated from a demonstration test is to be used in multiple benchmark tests, the demonstration must be performed on a SUT generating the highest tpmC rate on the terminal concentrator.

6.6.3.5 Individual contexts must continue to be maintained from the RTE through to the SUT.

6.6.3.6 A complete functional diagram of both the benchmark configuration and the configuration of the proposed (target) system must be disclosed. A detailed list of all software and hardware functionality being performed on the Driver System, and its interface to the SUT, must be disclosed.

6.6.4 Disclosure of Network Configuration and Emulated Portions

The test sponsor shall describe completely the network configurations of both the tested services and the proposed real (target) services which are being represented. A thorough explanation of exactly which parts of the proposed configuration are being replaced by the Driver System must be given.

6.6.5 Limits on Concentration

The level of concentration of messages between the Driver System(s) and the SUT in the benchmark configuration must not exceed that which would occur in the proposed (target) configuration. In particular, the number of communications packets which can be concentrated must not exceed the number of terminals which would be directly connected to that concentrator in the proposed configuration.

Comment: The intent is to allow only first level concentration on the RTE, but does not preclude additional levels of concentration on the SUT.

6.6.6 Limits on Operator Intervention

Systems which require operator intervention during normal operations to sustain the reported throughput for an eight hour period are allowed provided that the following conditions are met:

- The need for operator intervention must be disclosed in the Full Disclosure Report. The report must describe the functions performed by the operator and the frequency of this activity.

- The mechanism by which the system indicates that operator intervention is needed must be described. This mechanism must be provided by commercially available hardware and software and be included in the SUT pricing.
- Any event (or combination of events) which require operator intervention must allow at least 30 minutes for the operator to respond before the event could affect system performance.

Comment: The intent of this clause is to restrict the extent of operator intervention during normal operations of the system to a reasonable level. Because of the critical, on-line nature the modeled application, a system which depends on rapid operator intervention to maintain throughput is not allowed.

Clause 7: PRICING

7.1 Pricing Methodology

7.1.1 The intent of this section is to define the methodology to be used in calculating the 5-year pricing and the price/performance (price/tpmC). The fundamental premise is that what is tested and/or emulated is priced and what is priced is tested and/or emulated. Exceptions to this premise are noted below.

7.1.2 The proposed system to be priced is the aggregation of the SUT and network components that would be offered to achieve the reported performance level. Calculation of the priced system consists of:

- Price of the SUT as tested and defined in Clause 6, excluding terminals.
- Price of all emulated components including network components, excluding terminals.
- Price of on-line storage for the database population, 8 hours of processing at the reported tpmC, data generated by an additional 180 8-hour days of processing at the reported tpmC, and the system software necessary to create, operate, administer, and maintain the application.
- Price of additional products that are required for the operation, administration or maintenance of the priced system.
- Price of additional products required for application development.

7.1.3 The following pricing methodology must be used:

- All hardware and software used in the calculations must be announced and orderable by customers. For any product not already generally released, the Full Disclosure Report must include a committed general delivery date (see Clause 8.1.8). That date must not exceed ~~6+2~~ months beyond the Full Disclosure Report submittal date.
- Generally available discounts for the priced configuration are permissible.
- Generally available packaged pricing is acceptable.
- Local retail pricing and discount structure should be used in each country for which results are published.
- Price should be represented by the currency with which the customer would purchase the system.
- All hardware components used in the priced system must be new (i.e., not reconditioned or previously owned).
- For test sponsor(s) who have only indirect sales channels, pricing must be actual generally available pricing from indirect channels which meet all other requirements of Clause 7.
- Terminals are excluded from the priced system. For end-user devices providing more function, monitors and keyboards need not be priced if capable of being priced separately.
- Prices should be shown as whole integer amounts (e.g., dollars but not cents). All fractional amounts should be rounded up to the nearest integer value.

Comment 1: The intent of the pricing methodology is to allow packaging and pricing that is generally available to customers and to explicitly exclude promotional and/or limited availability offerings.

Comment 2: Revenue discounts based on total price are permissible. Any discount must be only for the configuration being priced and cannot be based on past or future purchases. Individually negotiated discounts are not permitted. Special customer discounts (e.g. GSA schedule, educational schedule) are not permitted.

Comment 3: The intent is to benchmark the actual system which the customer would purchase. However, it is realized that vendors may announce new products and disclose benchmark results before the products have actually shipped. This is allowed, but any use of one-of-a-kind hardware/software configurations, which the vendor does not intend to ship in the future is specifically excluded. All products, including terminals, must be generally available in the country where the SUT is priced.

7.1.4 The test sponsor(s) must disclose all pricing sources and effective date(s) of the prices.

7.1.5 The sponsor is required to state explicitly all the items and services which are not directly available through the sponsor. Each suppliers items and prices, including discounts, must be listed separately. Discounts may not be dependent on purchases from any other suppliers.

7.1.6 **Third-party pricing :** In the event that any hardware, software, or maintenance is provided by a third party not involved as a sponsor of the benchmark, the pricing must satisfy all requirements for general availability, standard volume discounts, and full disclosure. Furthermore, any pricing which is not directly offered by the test sponsor(s) and not derived from the third party vendor's generally available pricing and discounts must be guaranteed by the third party in a written price quotation for a period not less than 60 days from the date the results are submitted. This written quotation must be included in the Full Disclosure Report and state that the quoted prices are generally available, the time period for which the prices are valid, the basis of all discounts, and any terms and conditions which may apply to the quoted prices. The test sponsor must still comply with price changes as described in Clause 8.3.

7.1.7 Pricing shown in the Full Disclosure Report must reflect line item pricing for hardware, software, and maintenance from the vendor's price books.

Comment: The intent of this clause is that the pricing reflect the level of detail that an actual customer would see on an itemized billing. The pricing excludes domestic taxes and shipping charges that would be incurred in the country for which the results are published. It is not intended to exclude tariffs, custom duties/fees, and shipping to a domestic port of entry if the component originates in another country.

7.1.8 For publishing in another country other than the country for which the results are originally published, it is permitted to substitute local components from the original report providing the substituted products are sold to the same product description or specifications.

Comment: The intent of this clause is to encourage local country pricing by allowing substitution of equipment for country specific reasons such as voltage, product numbering, industrial/safety, keyboard differences, etc., which do not affect performance.

7.1.9 Customer spareable and replaceable hardware items are acceptable under the following conditions:

1. They must be generally available as spareable and replaceable for any customer installation.
2. Its designation as spareable and replaceable cannot depend on a threshold of purchased quantity.
3. It must be verifiable that diagnosis of the spareable and replaceable item as having failed can be positively accomplished by the customer within 4 hours of failure.
4. The method for diagnosis and replacement must have complete customer documentation.

Comment: Diagnosis may take the form of a hardware indicator or a diagnosis procedure. The intent is that the diagnosis must reach a positive conclusion as to the state of the item within 4 hours.

7.2 Priced System

7.2.1 SUT

The entire price of the SUT as configured during the test must be used, including all hardware (new purchase price), software (license charges) and hardware/software maintenance charges over a period of 5 years (60 months). In the case where the Driver System provides functionality in addition to the RTE described in Clause 6, then the price of the emulated hardware/software described in Clause 7.2.2.1 are to be included.

Comment 1 : The intent is to price the tested system at the full price a customer would pay. Specifically prohibited are the assumption of other purchases, other sites with similar systems, or any other assumption which relies on the principle that the customer has made any other purchase from the vendor. This is a one time, stand-alone purchase.

Comment 2 : The number of users for TPC-C is defined to be equal to the number of terminals emulated in the tested configuration. Any usage pricing for the above number of users should be based on the pricing policy of the company supplying the priced component.

7.2.2 Terminals and Network Pricing

7.2.2.1 The price of the Driver System is not included in the calculation, although the price of the devices the Driver System is emulating (e.g., controllers, multiplexers, systems used as concentrators, LAN components, front-end processors, and workstations, etc.) are to be included, except for terminals.

7.2.2.2 The terminals must be commercially available products capable of entering via a keyboard all alphabetic and numeric characters and capable of displaying simultaneously the data and the fields described in Clause 2.

7.2.2.3 All components necessary to connect the terminals to the SUT must be priced, with the exception of network lines, LANs, drop cables, or direct connect tables. For WAN configurations, the number of terminals to be connected to a single line must be no greater than that emulated per Clause 6.

Comment: The intent is that all components, including PADS (packet assemblers-disassemblers), modems, concentrators, multiplexers, repeaters, transceivers, bridges, etc., required to attach the terminals to the SUT, must be priced, although the terminals themselves are not priced.

7.2.3 Database Storage and Recovery Log Pricing

7.2.3.1 Within the priced system, there must be sufficient on-line storage to support any expanding system files and the durable database population resulting from executing the TPC-C transaction mix for 180 eight-hour days at the reported tpmC (see Clause 4.2.3). Storage is considered on-line, if any record can be accessed randomly and updated within 1 second. On-line storage may include magnetic disks, optical disks, or any combination of these, provided that the above mentioned access criteria is met.

Comment 1: The intent of this clause is to consider as on-line any storage device capable of providing an access time to data, for random read or update, of one second or less, even if this access time requires the creation of a logical access path not present in the tested database. For example, a disk based sequential file might require the creation of an index to satisfy the access time requirement.

Comment 2: During the execution of the TPC-C transaction mix, the ORDER, NEW-ORDER, ORDER-LINE, and HISTORY tables grow beyond the initial database population requirements of the benchmark as specified in Clause 4. Because these tables grow naturally, it is intended that 180 days of growth beyond the specified initial database population also be taken into account when pricing the system.

7.2.3.2 Recovery data must be maintained in such a way that the published tpmC transaction rate could be sustained for an 8-hour period. Roll-back recovery data must be either in memory or in on-line storage at least until transactions are committed. Roll-forward recovery data may be stored on an off-line device, providing the following:

- The process which stores the roll-forward data is active during the measurement interval.
- The roll-forward data which is stored off-line during the measurement interval (see Clause 5.5) must be at least as great as the roll-forward recovery data that is generated during the period (i.e., the data may be first created in on-line storage and then moved to off-line storage, but the creation and the movement of the data must be in steady state).
- All ACID properties must be retained.

7.2.3.3 It is permissible to not have the storage required for the 180-day space on the tested system. However, any additional storage device included in the priced system but not configured on the tested system must be of the type(s) actually used during the test and must satisfy normal system configuration rules.

Comment: Storage devices are considered to be of the same type if they are identical in all aspects of their product description and technical specifications.

7.2.3.4 The requirement to support eight hours of recovery log data can be met with storage on any durable media (see Clause 3.5.1) if all data required for recovery from failures listed in Clauses 3.5.3.2 and 3.5.3.3 are on-line.

7.2.4 Additional Operational Components

7.2.4.1 Additional products that might be included on a customer installed configuration, such as operator consoles and magnetic tape drives, are also to be included in the priced system if explicitly required for the operation, administration, or maintenance, of the priced system.

7.2.4.2 Copies of the software, on appropriate media, and a software load device, if required for initial load or maintenance updates, must be included.

7.2.4.3 The price of an Uninterruptible Power Supply, specifically contributing to a durability solution, must be included (see Clause 3.5.1).

7.2.4.4 The price of all cables used to connect components of the system (except as noted in Clause 7.2.2.3) must be included.

7.2.5 Additional Software

7.2.5.1 The price must include the software licenses necessary to create, compile, link, and execute this benchmark application as well as all run-time licenses required to execute on host system(s), client system(s) and connected workstation(s) if used.

7.2.5.2 In the event the application program is developed on a system other than the SUT, the price of that system and any compilers and other software used must also be included as part of the priced system.

7.3 Maintenance

7.3.1 Hardware and software maintenance must be figured at a standard pricing which covers at least 5 days/week, 8 hours/day coverage, either on-site, or if available as standard offering, via a central support facility. Hardware maintenance maximum response time must not exceed 4 hours, on any part whose replacement is necessary for the resumption of operation.

Comment 1 : Resumption of operation means the priced system must be returned to the same configuration that was present before the failure.

Comment 2 : The intent of hardware maintenance pricing is not met by pricing based on the cost to fix specific failures, even if the failure rate is calculated from Mean Time Between Failure (MTBF). The maintenance pricing must be independent of actual failure rates over the 5 year period, no matter how many failures occur during that period. The intent is to preclude the use of MTBF to directly compute the maintenance cost for this benchmark.

7.3.2 If central support is claimed, then the appropriate connection device, such as auto-dial modem must be included in the hardware price. Also any software required to run the connection to the central support, as well as any diagnostic software which the central support facility requires to be resident on the tested system, must not only be included in pricing, but must also be installed during the benchmark runs.

7.3.3 Software maintenance must include maintenance update distribution for both the software and its documentation. If software maintenance updates are separately priced, then pricing must include at least 3 updates over the 5 year period.

Comment: Software maintenance, as defined above, means a standard offering which includes acknowledgment of new and existing problems within 4 hours and a commitment to fix defects within a reasonable time.

7.3.4 It is acceptable to incorporate, for pricing purposes, the use of customer spareable and replaceable hardware items under the following conditions:

1. The conditions of Clause 7.1.9 must be met.
2. For spares to meet the maintenance requirements of a site, an additional 10% of the designated items, with a minimum of 2, must be priced.
3. The vendor must price a support service which targets replenishment on-site within 7 days throughout the 5-year maintenance period.

Comment: The use of spares is intended to assist in complying with the four-hour maximum hardware maintenance response requirement. It is not intended as a substitute for maintenance support of the priced configuration. Additionally, the priced configuration must maintain the same quantities of components, including spares, for five years. This requirement necessitates maintenance for the spares to ensure replenishment.

7.4 Required Reporting

7.4.1 Two metrics will be reported with regard to pricing. The first is the total 5-year pricing as described in the previous clauses. The second is the total 5-year pricing divided by the reported Maximum Qualified Throughput (tpmC), as defined in Clause 5.4.

7.4.2 The 5-year pricing metric must be fully reported in the basic monetary unit of the local currency (see Clause 7.1.3) rounded up and the price/performance metric must be reported to a minimum precision of three significant digits rounded up. Neither metric may be interpolated or extrapolated. For example, if the total price is US\$ 5,734,417.89 and the reported throughput is 105 tpmC, then the 5-year pricing is US\$ 5,734,418 and the price/performance is US\$ 54,700/tpmC (5,734,418/105).

Clause 8: FULL DISCLOSURE

8.1 Full Disclosure Report Requirements

A Full Disclosure report is required in order for results to be considered compliant with the TPC-C benchmark specification.

Comment: The intent of this disclosure is for a customer to be able to replicate the results of this benchmark given the appropriate documentation and products.

This section includes a list of requirements for the Full Disclosure report.

8.1.1 General Items

8.1.1.1 The order and titles of sections in the Test Sponsor's Full Disclosure report must correspond with the order and titles of sections from the TPC-C standard specification (i.e., this document). The intent is to make it as easy as possible for readers to compare and contrast material in different Full Disclosure reports.

8.1.1.2 The TPC Executive Summary Statement must be included near the beginning of the Full Disclosure report. An example of the Executive Summary Statement is presented in Appendix B. The latest version of the required format is available from the TPC Administrator.

8.1.1.3 The numerical quantities listed below must be summarized near the beginning of the Full Disclosure report :

- measurement interval in minutes,
- number of checkpoints in the measurement interval,
- checkpoint interval in minutes,
- number of transactions (all types) completed within the measurement interval,
- computed Maximum Qualified Throughput in tpmC,
- percentage difference between reported throughput and throughput obtained in reproducibility run,
- ninetieth percentile, average and maximum response times for the New-Order, Payment, Order-Status, Stock-Level, Delivery (deferred and interactive) and Menu transactions,
- time in seconds added to response time to compensate for delays associated with emulated components,
- percentage of transaction mix for each transaction type.

Comment: Appendix C contains an example of such a summary. The intent is for data to be conveniently and easily accessible in a familiar arrangement and style. It is not required to precisely mimic the layout shown in Appendix C.

8.1.1.4 The application program (as defined in Clause 2.1.7) must be disclosed. This includes, but is not limited to, the code implementing the five transactions and the terminal input and output functions.

8.1.1.5 A statement identifying the benchmark sponsor(s) and other participating companies must be provided.

8.1.1.6 Settings must be provided for all customer-tunable parameters and options which have been changed from the defaults found in actual products, including but not limited to:

- Database tuning options.
- Recovery/commit options.
- Consistency/locking options.
- Operating system and application configuration parameters.
- Compilation and linkage options and run-time optimizations used to create/install applications, OS, and/or databases.

Comment 1: This requirement can be satisfied by providing a full list of all parameters and options.

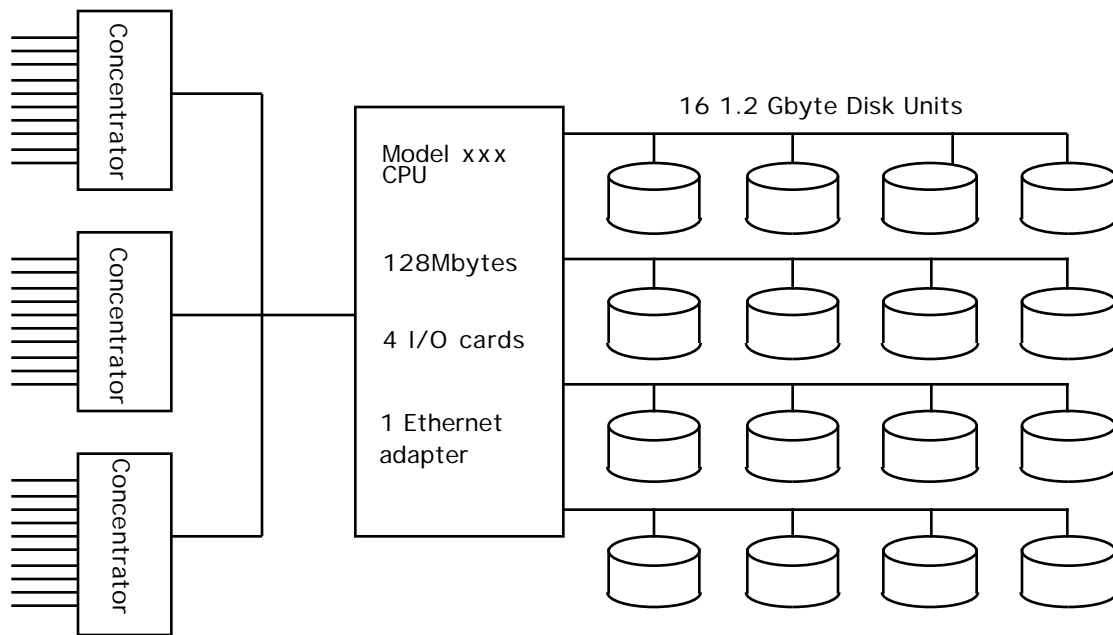
Comment 2: The intent of the above clause is that anyone attempting to recreate the benchmark environment has sufficient information to compile, link, optimize, and execute all software used to produce the disclosed benchmark result.

8.1.1.7 Diagrams of both measured and priced configurations must be provided, accompanied by a description of the differences. This includes, but is not limited to:

- Number and type of processors.
- Size of allocated memory, and any specific mapping/partitioning of memory unique to the test.
- Number and type of disk units (and controllers, if applicable).
- Number of channels or bus connections to disk units, including their protocol type.
- Number of LAN (e.g., Ethernet) connections, including routers, workstations, terminals, etc., that were physically used in the test or are incorporated into the pricing structure (see Clause 8.1.8).
- Type and the run-time execution location of software components (e.g., DBMS, client processes, transaction monitors, software drivers, etc.).

Comment: Detailed diagrams for system configurations and architectures can widely vary, and it is impossible to provide exact guidelines suitable for all implementations. The intent here is to describe the system components and connections in sufficient detail to allow independent reconstruction of the measurement environment.

The following sample diagram illustrates a workstation/router/server benchmark (measured) configuration using Ethernet and a single processor. Note that this diagram does not depict or imply any optimal configuration for the TPC-C benchmark measurement.



Concentrators: System_WW with 10 diskless workstations each
 LAN: Ethernet using NET_XX routers
 CPU: Model_YY with 128 Mbytes of main memory, 4 I/O cards with SCSI II protocol support
 Disk: Vendor_ZZ 1.2 Gbyte drives

8.1.2 Clause 1 Logical Database Design Related Items:

8.1.2.1 Listings must be provided for all table definition statements and all other statements used to set-up the database.

8.1.2.2 The physical organization of tables and indices, within the database, must be disclosed.

Comment: The concept of physical organization includes, but is not limited to: record clustering (i.e., rows from different logical tables are co-located on the same physical data page), index clustering (i.e., rows and leaf nodes of an index to these rows are co-located on the same physical data page), and partial fill-factors (i.e., physical data pages are left partially empty even though additional rows are available to fill them).

8.1.2.3 It must be ascertained that insert and/or delete operations to any of the tables can occur concurrently with the TPC-C transaction mix. Furthermore, any restriction in the SUT database implementation that precludes inserts beyond the limits defined in Clause 1.4.11 must be disclosed. This includes the maximum number of rows that can be inserted and the maximum key value for these new rows.

8.1.2.4 While there are a few restrictions placed upon horizontal or vertical partitioning of tables and rows in the TPC-C benchmark (see Clause 1.6), any such partitioning must be disclosed. Using the CUSTOMER table as an example, such partitioning could be denoted as:

```

C_part_1          C_ID
                  C_D_ID
                  C_W_ID
----- vertical partition-----
C_part_2          C_FIRST
                  C_MIDDLE
                  C_LAST
                  C_STREET_1
                  C_STREET_2
                  C_CITY
                  C_STATE
                  C_ZIP
                  C_PHONE
                  C_SINCE
----- vertical partition-----
C_part_3          C_CREDIT
                  C_CREDIT_LIM
                  C_DISCOUNT
                  C_BALANCE
                  C_YTD_PAYMENT
                  C_PAYMENT_CNT
                  C_DELIVERY_CNT
----- vertical partition-----
C_part_4          C_DATA

```

Once the partitioned database elements have been so identified, they can be referred to by, for example, their **T_part_N** notation when describing the physical allocation of database files (see Clause 8.1.5), where T indicates the table name and N indicates the partition segment number.

8.1.2.5 Replication of tables, if used, must be disclosed (see Clause 1.4.6).

8.1.2.6 Additional and/or duplicated attributes in any table must be disclosed along with a statement on the impact on performance (see Clause 1.4.7).

8.1.3 Clause 2 Transaction and Terminal Profiles Related Items

8.1.3.1 The method of verification for the random number generation must be described.

8.1.3.2 The actual layouts of the terminal input/output screens must be disclosed.

8.1.3.3 The method used to verify that the emulated terminals provide all the features described in Clause 2.2.2.4 must be explained. Although not specifically priced, the type and model of the terminals used for the demonstration in 8.1.3.3 must be disclosed and commercially available (including supporting software and maintenance).

8.1.3.4 Any usage of presentation managers or intelligent terminals must be explained.

Comment 1: The intent of this clause is to describe any special manipulations performed by a local terminal or workstation to off-load work from the SUT. This includes, but is not limited to: screen presentations, message bundling, and local storage of TPC-C rows.

Comment 2: This disclosure also requires that all data manipulation functions performed by the local terminal to provide navigational aids for transaction(s) must also be described. Within this disclosure, the purpose of such additional function(s) must be explained.

8.1.3.5 The percentage of home and remote order-lines in the New-Order transactions must be disclosed.

8.1.3.6 The percentage of New-Order transactions that were rolled back as a result of an unused item number must be disclosed.

8.1.3.7 The number of items per orders entered by New-Order transactions must be disclosed.

8.1.3.8 The percentage of home and remote Payment transactions must be disclosed.

8.1.3.9 The percentage of Payment and Order-Status transactions that used non-primary key (C_LAST) access to the database must be disclosed.

8.1.3.10 The percentage of Delivery transactions that were skipped as a result of an insufficient number of rows in the NEW-ORDER table must be disclosed.

8.1.3.11 The mix (i.e., percentages) of transaction types seen by the SUT must be disclosed.

8.1.3.12 The queuing mechanism used to defer the execution of the Delivery transaction must be disclosed.

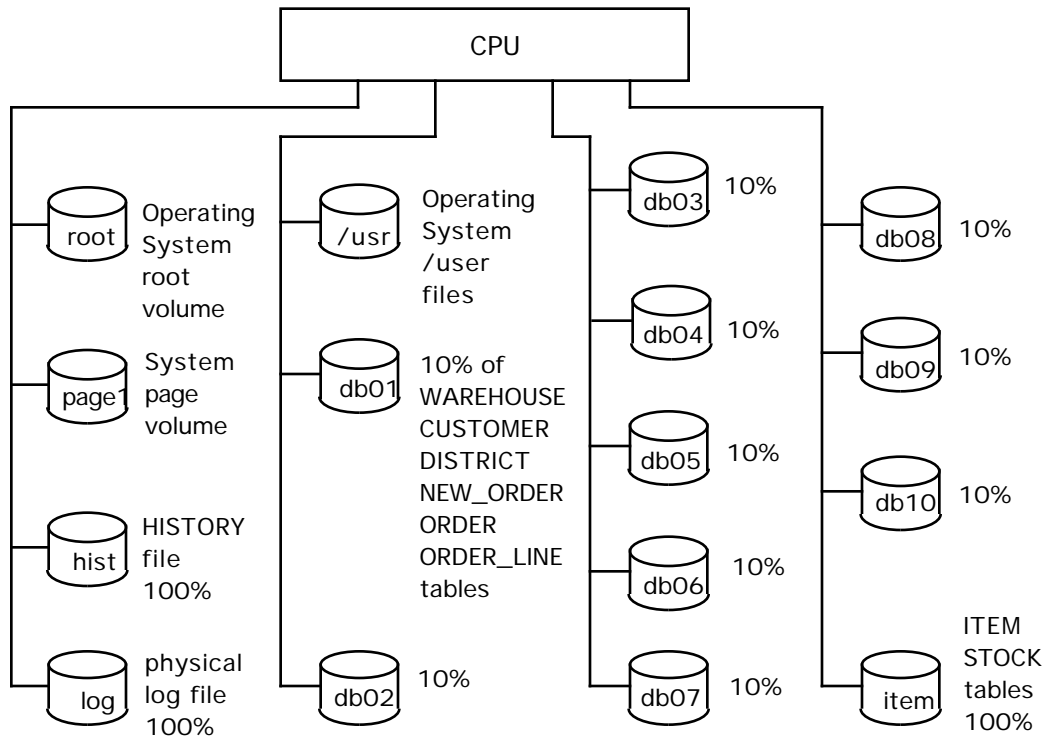
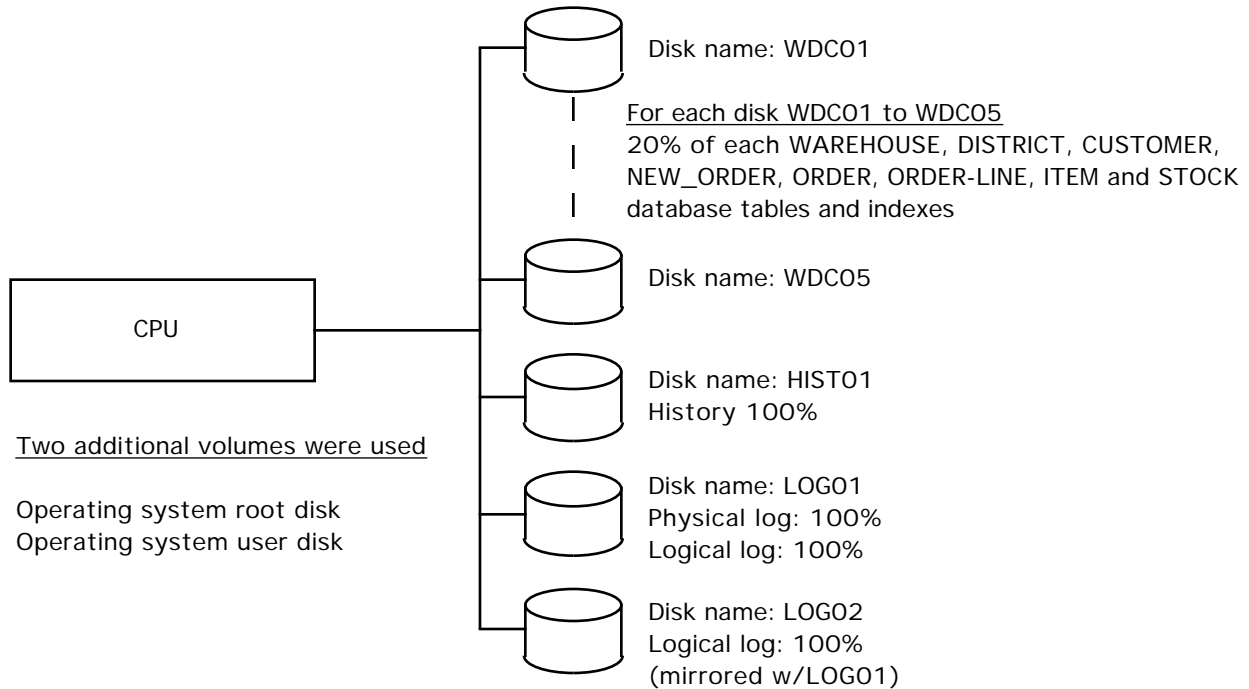
8.1.4 Clause 3 Transaction and System Properties Related Items

8.1.4.1 The results of the ACID tests must be disclosed along with a description of how the ACID requirements were met. This includes disclosing which case was followed for the execution of Isolation Test 7.

8.1.5 Clause 4 Scaling and Database Population Related Items

8.1.5.1 The cardinality (e.g., the number of rows) of each table, as it existed at the start of the benchmark run (see Clause 4.2), must be disclosed. If the database was over-scaled and inactive rows of the WAREHOUSE table were deleted (see Clause 4.2.2), the cardinality of the WAREHOUSE table as initially configured and the number of rows deleted must be disclosed.

8.1.5.2 The distribution of tables and logs across all media must be explicitly depicted for the tested and priced systems.



Comment: Detailed diagrams for layout of database files on disks can widely vary, and it is difficult to provide exact guideline suitable for all implementations. The intent is to provide sufficient detail to allow independent reconstruction of the test database. The two figures below are examples of database layout descriptions and are not intended to depict or imply any optimal layout for the TPC-C database.

8.1.5.3 A statement must be provided that describes:

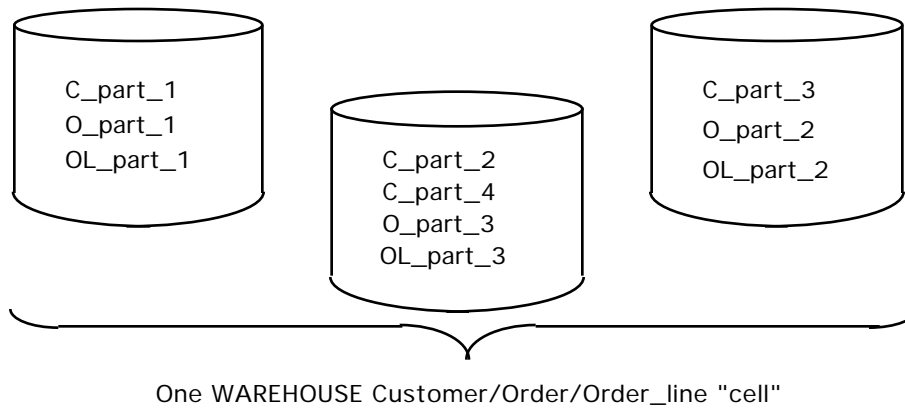
1. The data model implemented by the DBMS used (e.g., relational, network, hierarchical)
2. The database interface (e.g., embedded, call level) and access language (e.g., SQL, DL/1, COBOL read/write) used to implement the TPC-C transactions. If more than one interface/access language is used to implement TPC-C, each interface/access language must be described and a list of which interface/access language is used with which transaction type must be disclosed.

8.1.5.4 The mapping of database partitions/replications must be explicitly described.

Comment: The intent is to provide sufficient detail about partitioning and replication to allow independent reconstruction of the test database.

An description of a database partitioning scheme is presented below as an example. The nomenclature of this example was outlined using the CUSTOMER table (in Clause 8.1.2.1), and has been extended to use the ORDER and ORDER_LINE tables as well.

C_part_1	C_ID	O_part_1	O_ID	OL_part_1	OL_O_ID
	C_D_ID		O_D_ID		OL_D_ID
	C_W_ID		O_W_ID		OL_W_ID
-----	partition-----		O_C_ID		OL_NUMBER
C_part_2	C_FIRST	-----	partition-----		OL_I_ID
	C_MIDDLE	O_part_2	O_ENTRY_D	-----	partition-----
	C_LAST		O_OL_CNT	OL_part_2	OL_SUPPLY_W_ID
	C_STREET_1	-----	partition-----		OL_DELIVERY_D
	C_STREET_2	O_part_3	O_CARRIER_ID		OL_QUANTITY
	C_CITY		O_ALL_LOCAL		OL_AMOUNT
	C_STATE			-----	partition-----
	C_ZIP			OL_part_3	OL_DIST_INFO
	C_PHONE				
	C_SINCE				
-----	partition-----				
C_part_3	C_CREDIT				
	C_CREDIT_LIM				
	C_DISCOUNT				
	C_BALANCE				
	C_YTD_PAYMENT				
	C_PAYMENT_CNT				
	C_DELIVERY_CNT				
-----	partition-----				
C_part_4	C_DATA				



8.1.5.5 Details of the 180 day space computations along with proof that the database is configured to sustain 8 hours of growth for the dynamic tables (Order, Order-Line, and History) must be disclosed (see Clause 4.2.3).

8.1.6 Clause 5 Performance Metrics and Response Time Related Items

8.1.6.1 Measured tpmC must be reported.

8.1.6.2 Ninetieth percentile, maximum and average response times must be reported for all transaction types as well as for the Menu response time.

8.1.6.3 The minimum, the average, and the maximum keying and think times must be reported for each transaction type.

8.1.6.4 Response Time frequency distribution curves (see Clause 5.6.1) must be reported for each transaction type.

8.1.6.5 The performance curve for response times versus throughput (see Clause 5.6.2) must be reported for the New-Order transaction.

8.1.6.6 Think Time frequency distribution curves (see Clause 5.6.3) must be reported for [the New-Order transaction](#).~~each transaction type.~~

~~8.1.6.7 Keying Time frequency distribution curves (see Clause 5.6.4) must be reported for each transaction type.~~

8.1.6.8 A graph of throughput versus elapsed time (see Clause 5.6.5) must be reported for the New-Order transaction.

8.1.6.9 The method used to determine that the SUT had reached a steady state prior to commencing the measurement interval (see Clause 5.5) must be described.

8.1.6.10 A description of how the work normally performed during a sustained test (for example checkpointing, writing redo/undo log records, etc.), actually occurred during the measurement interval must be reported.

8.1.6.11 A description of the method used to determine the reproducibility of the measurement results must be reported.

8.1.6.12 A statement of the duration of the measurement interval for the reported Maximum Qualified Throughput (tpmC) must be included.

8.1.6.13 The method of regulation of the transaction mix (e.g., card decks or weighted random distribution) must be described. If weighted distribution is used and the RTE adjusts the weights associated with each transaction type, the maximum adjustments to the weight from the initial value must be disclosed.

8.1.6.14 The percentage of the total mix for each transaction type must be disclosed.

8.1.6.15 The percentage of New-Order transactions rolled back as a result of invalid item number must be disclosed.

8.1.6.16 The average number of order-lines entered per New-Order transaction must be disclosed.

8.1.6.17 The percentage of remote order-lines entered per New-Order transaction must be disclosed.

8.1.6.18 The percentage of remote Payment transactions must be disclosed.

8.1.6.19 The percentage of customer selections by customer last name in the Payment and Order-Status transactions must be disclosed.

8.1.6.20 The percentage of Delivery transactions skipped due to there being fewer than necessary orders in the New-Order table must be disclosed.

8.1.6.21 The number of checkpoints in the Measurement Interval, the time in seconds from the start of the Measurement Interval to the first checkpoint and the Checkpoint Interval must be disclosed.

8.1.7 Clause 6 SUT, Driver, and Communication Definition Related Items

8.1.7.1 ~~If the RTE is commercially available, then its inputs must be specified. Otherwise, a description must be supplied of what inputs (e.g., scripts) to the RTE had been used. The RTE input parameters, code fragments, functions, etc. used to generate each transaction input field must be disclosed.~~

Comment: The intent is to demonstrate the RTE was configured to generate transaction input data as specified in Clause 2.

8.1.7.2 It must be demonstrated that the functionality and performance of the components being emulated in the Driver System are equivalent to that of the priced system. The results of the test described in Clause 6.6.3.4 must be disclosed.

8.1.7.3 A complete functional diagram of both the benchmark configuration and the configuration of the proposed (target) system must be disclosed. A detailed list of all software and hardware functionality being performed on the Driver System, and its interface to the SUT must be disclosed (see Clause 6.6.3.6).

8.1.7.4 The network configurations of both the tested services and the proposed (target) services which are being represented and a thorough explanation of exactly which parts of the proposed configuration are being replaced with the Driver System must be disclosed (see Clause 6.6.4).

8.1.7.5 The bandwidth of the network(s) used in the tested/priced configuration must be disclosed.

8.1.7.6 If the configuration requires operator intervention (see Clause 6.6.6), the mechanism and the frequency of this intervention must be disclosed.

8.1.8 Clause 7 Pricing Related Items

8.1.8.1 A detailed list of hardware and software used in the priced system must be reported. Each separately orderable item must have vendor part number, description, and release/revision level, and either general availability status or committed delivery date. If package-pricing is used, vendor part number of the package and a description uniquely identifying each of the components of the package must be disclosed. Pricing source(s) and effective date(s) of price(s) must also be reported.

8.1.8.2 The total 5-year price of the entire configuration must be reported, including: hardware, software, and maintenance charges. Separate component pricing is recommended. The basis of all discounts used must be disclosed.

8.1.8.3 The committed delivery date for general availability (availability date) of products used in the price calculations must be reported. When the priced system includes products with different availability dates, the reported availability date for the priced system must be the date at which all components are committed to be available.

8.1.8.4 A statement of the measured tpmC, as well as the respective calculations for 5-year pricing, price/performance (price/tpmC), and the availability date must be included.

8.1.8.5 Additional Clause 7 related items may be included in the Full Disclosure Report for each country specific priced configuration. Country specific pricing is subject to Clause 7.1.7.

8.1.8.6 For any usage pricing, the sponsor must disclose:

- Usage level at which the component was priced.
- A statement of the company policy allowing such pricing.

Comment: Usage pricing may include, but is not limited to, the operating system and database management software.

8.1.8.7 System pricing should include subtotals for the following components: Server Hardware, Server Software, Client Hardware, Client Software, and Network Components used for terminal connection (see Clause 7.2.2.3). Clause 6.1 describes the Server and Client components. An example of the standard pricing sheet is shown in Appendix B.

8.1.8.8 System pricing must include line item indication where non-sponsoring companies' brands are used. System pricing must also include line item indication of third party pricing. See example in Appendix B.

Comment: By standardizing the pricing spreadsheet and adding subtotals the value of the FDR and executive summary will be enhanced. This will allow the reader to more easily compare results and determine pricing.

8.1.9 Clause 9 Audit Related Items

8.1.9.1 The auditor's name, address, phone number, and a copy of the auditor's attestation letter indicating compliance must be included in the Full Disclosure Report.

8.1.9.2 A review of the pricing model is required to ensure that all components required are priced (see Clause 9.2.8). The auditor is not required to review the final Full Disclosure Report or the final pricing prior to issuing the attestations letter.

8.2 Availability of the Full Disclosure Report

The Full Disclosure Report must be readily available to the public at a reasonable charge, similar to charges for similar documents by that test sponsor. The report must be made available when results are made public. In order to use the phrase "TPC Benchmark™ C", the Full Disclosure Report must have been submitted to the TPC Administrator as well as written permission obtained to distribute same.

8.3 Revisions to the Full Disclosure Report

Revisions to the full disclosure documentation shall be handled as follows:

1. Fully documented price changes can be reflected in a new published price/performance. The benchmark need not be rerun to remain compliant.
2. ~~Hardware or Software product substitutions within the SUT, with the exception of equipment emulated as allowed under Clause 6, require the benchmark to be re-run with the new components in order to re-establish compliance. For any substitution of equipment emulated during the benchmark, a new demonstration according to Clause 6.6.3.4 must be provided.~~
2. Hardware or Software product substitutions within the SUT, with the exceptions noted below require the benchmark to be re-run with the new components in order to re-establish compliance. The exceptions are:
 - a. For any substitution of equipment emulated during the benchmark, (as allowed under Clause 6) a new test according to Clause 6.6.3.4 must be provided.
 - b. Secondary components such as front-end systems, disks, terminal servers, network adapters, routers, bridges, repeaters and the like may be substituted if and only the original used during the benchmark run is no longer orderable from the supplier. The substitute must be at least equivalent to the original in performance. In addition, the capacity of the substitute (memory, slots for systems, formatted MB for disks etc.) must be at least equivalent to the original.

Comment 1: The intent is to allow substitution when a component is no longer orderable and the change is at least equivalent in performance as compared to the reported tpmC.

Necessary proof that the original component is no longer orderable and that the substitute is equivalent or better in performance must be provided to a TPC certified auditor. The auditor may require additional tests to be run if the proof by documentation is not considered adequate. The auditor's letter of attestation must be attached to the revised full disclosure report.

Comment 2: Substitution of the Server or Back-end system or the Host system, OS, DBMS or TP Monitor is not allowed under any circumstances.

Comment 3: The component substitution will be open to challenge for a 60 day period.

3. The revised report should be submitted as defined in Clause 8.2.

Comment: During the normal product life cycle problems will be uncovered that require changes, sometimes referred to as ECOs, FCOs, Patches, Updates, etc. When the cumulative result of applied changes causes the tpmC rating of the system to decrease by more than 5% from the reported tpmC, then the test sponsor is required to re-validate the benchmark results.
4. Fully documented price decreases can be reflected in a new published price/performance. When cumulative price changes have resulted in an increase of 5% or more from the reported price/performance, the test sponsor must submit revised price/performance results to the TPC within 30 days of the effective date of the price change(s) to remain in conformance. The benchmark need not be re-run to remain in conformance.

Comment: The intent of this clause is that published price/performance reflect actual current price/performance.

5. A change in the committed availability date for the priced system can be reflected in a new published availability date.
6. A report may be revised to add or delete Clause 7 related items for country specific priced configurations.
7. Full Disclosure Report revisions may be required for other reasons according to TPC policies (see TPC Policy Document)
8. Repricing of current results must be reviewed and approved by the auditor if there is a change to the pricing model. Changes in prices of line item components do not constitute a pricing model change.

8.4 Official Language

The official Full Disclosure Report must be written and submitted in English, but can be translated to additional languages.

Clause 9: AUDIT

9.1 General Rules

9.1.1 An independent audit of the benchmark results by an auditor certified by the TPC is required. An audit checklist is provided as part of this specification. Please obtain the current audit checklist from one of the auditors. The term "independent" is defined as: "the outcome of the benchmark carries no financial benefit to the auditing agency other than fees earned directly related to the audit." In addition, the auditing agency cannot have supplied any performance consulting under contract for the benchmark under audit. The term "certified" is defined as: "the TPC has reviewed the qualification of the auditor and certified that the auditor is capable of verifying compliance of the benchmark result." Please see the TPC Audit Policy for a detailed description of the auditor certification process.

In addition, the following conditions must be met:

1. The auditing agency cannot be financially related to the sponsor. For example, the auditing agency is financially related if it is a dependent division, the majority of its stock is owned by the sponsor, etc.
2. The auditing agency cannot be financially related to any one of the suppliers of the measured/priced componentry, e.g., the DBMS supplier, the terminal or terminal concentrator supplier, etc.

9.1.2 If audited, the auditor's attestation letter must be made readily available to the public as part of the Full Disclosure Report, but a detailed report from the auditor is not required.

9.1.3 For the purpose of the audit, only transactions that are generated by the Driver System and the data associated with those transactions should be used for the audit tests, with the exception of the initial database population verification.

9.1.4 In the case of audited TPC-C results which are used as a basis for new TPC-C results, the sponsor of the new benchmark can claim that the results were audited if, and only if:

1. The auditor ensures that the hardware and software products are the same.
2. The auditor reviews the Full Disclosure Report (FDR) of the new results and ensures that they match what is contained in the original sponsor's FDR.
3. The auditor can attest to Clauses 9.2.8.2 and 9.2.8.4.

The auditor is not required to follow any of the remaining auditor's check list items from Clause 9.2.

9.2 Auditor's check list

9.2.1 Clause 1 Logical Database Design Related Items

9.2.1.1 Verify that specified attributes (i.e., columns) and rows exist, and that they conform to the specifications.

9.2.1.2 Verify that the row identifiers are not disk or file offsets.

9.2.1.3 Verify that all tables support retrievals, inserts and deletes.

9.2.1.4 Verify the randomness of the input data to the system under test for all transactions. Include verification that the values generated are uniform across the entire set of rows in the configured database necessary to support the claimed tpmC rating per Clause 5.4.

9.2.1.5 Verify whether any horizontal and/or vertical partitioning has been used, and, if so, whether it was implemented in accordance with the TPC-C requirements.

9.2.1.6 Verify whether any replication of tables has been used, and, if so, whether it was implemented in accordance with the TPC-C requirements.

9.2.1.7 Verify that no more than 1%, or no more than one (1), whichever is greater, of the Delivery transactions skipped because there were fewer than necessary orders present in the New-Order table.

9.2.2 Clause 2 Transaction and Terminal Profiles Related Items

9.2.2.1 Verify that the application programs match the respective transaction profiles.

9.2.2.2 Verify that the input data satisfy the requirements and that input/output screen layouts are preserved.

9.2.2.3 Verify that each New-Order transaction uses independently generated input data and not data from rolled back transactions.

9.2.2.4 Verify that the randomly generated input data satisfies the following constraints:

1. At least 0.9% and at most 1.1% of the New-Order transactions roll back as a result of an unused item number. For these transactions the required profile is executed, and the correct screen is displayed. Furthermore, verify that the application makes only permitted use of the fact that the input data contains an unused item number.
2. The average number of order-lines per order is in the range of 9.5 to 10.5 and the number of order-lines is uniformly distributed from 5 to 15 for the New-Order transactions that are submitted to the SUT during the measurement interval.
3. The number of remote order-lines is at least 0.95% and at most 1.05% of the number of order-lines that are filled in by the New-Order transactions that are submitted to the SUT during the measurement interval, and the remote warehouse numbers are uniformly distributed within the range of active warehouses (see Clause 4.2.2).
4. The number of remote Payment transactions is at least 14% and at most 16% of the number of Payment transactions that are submitted to the SUT during the measurement interval, and the remote warehouse numbers are uniformly distributed within the range of active warehouses (see Clause 4.2.2).
5. The number of customer selections by customer last name in the Payment transaction is at least 57% and at most 63% of the number of Payment transactions that are submitted to the SUT during the measurement interval.
6. The number of customer selections by customer last name in the Order-Status transaction is at least 57% and at most 63% of the number of Order-Status transactions that are submitted to the SUT during the measurement interval.

9.2.2.5 Verify that results from executing the Delivery transaction in deferred mode is recorded into a result file. Verify that the result file is maintained on the proper type of durable medium. Furthermore, verify that no action is recorded into the result file until after the action has been completed.

~~9.2.2.6 Verify that data read by the Stock Level transaction is not older than the most recently committed data prior to the time the transaction was initiated.~~

9.2.2.7 Verify that all input and output fields that may change on screens are cleared at the beginning of each transaction.

9.2.2.8 Using one of the configured terminals, verify that the input/output screen for each transaction types provides all the features described in Clause 2.2.2.4.

9.2.2.9 The auditor can further verify the compliance of the input data by querying the following attributes:

- O_ALL_LOCAL can be used to verify that approximately 10% of all orders contain at least one remote order-line.
- C_PAYMENT_CNT can be used to verify that within the Payment transaction customers were selected according to the required non-uniform random distribution.
- S_YTD can be used to verify that within the New-Order transaction the quantity ordered for each item was within the required range.
- S_ORDER_CNT can be used to verify that within the New-Order transaction items were selected according to the required non-uniform random distribution.
- S_REMOTE_CNT can be used to verify that within the New-Order transaction remote order-lines were selected according to the required uniform random distribution.

9.2.3 Clause 3 Transactions and System Properties Related Items

9.2.3.1 Verify that the requirements of each of the ACID tests were met.

9.2.4 Clause 4 Scaling and Database Population Related Items

9.2.4.1 Verify that the database is initially populated with the properly scaled required population.

9.2.4.2 Verify the correct cardinalities of the nine database tables, at the start of the benchmark run as well as at the end of it, and that the growth in the New-Order table, in particular, is consistent with the number and type of executed transactions.

9.2.6 Clause 5 Performance Metrics and Response Time Related Items

9.2.6.1 Verify that the mix of transactions as seen by the SUT satisfies the required minimum percentage of mix.

9.2.6.2 Verify the validity of the method used to measure the response time at the RTE.

9.2.6.3 If part of the SUT is emulated, verify that the reported response time is no less than the response time that would be seen by a real terminal user.

9.2.6.4 Verify the method used to determine that the SUT had reached a steady state prior to commencing the measurement interval (see Clause 5.5).

- 9.2.6.5 Verify that all work normally done in a steady state environment actually occurred during the measurement interval, for example checkpointing, writing redo/undo log records to disk, etc.
- 9.2.6.6 Verify the method used to determine the reproducibility of the measurement results.
- 9.2.6.7 Verify the duration of the measurement interval for the reported tpmC.
- 9.2.6.8 Verify that the response times have been measured in the same time interval as the test.
- 9.2.6.9 Verify that the required Keying and Think Times for the emulated users occur in accordance with the requirements.
- 9.2.6.10 Verify that the 90th percentile response time for each transaction type is greater than or equal to the average response time of that transaction type.
- 9.2.6.11 If the RTE adjusts the weights associated to each transaction type, verify that these adjustments have been limited to keep the weights within 5% on either side of their respective initial value.
- 9.2.6.12 If the RTE uses card decks (see Clause 5.2.4.2) verify that they meet the requirements.
- 9.2.6.13 If periodic checkpoints are used, verify that they are properly scheduled and executed during the measurement interval.
- 9.2.6.14 Verify that the average think time for each transaction type is equal to or greater than the minimum specified in Clause 5.2.5.7

9.2.7 Clause 6 SUT, Driver, and Communications Definition Related Items

- 9.2.7.1 Describe the method used to verify the accurate emulation of the tested terminal population by the Driver System if one was used.
- 9.2.7.2 Verify that the restrictions on operator intervention are met.

9.2.8 Clause 7 Pricing Related Items

- 9.2.8.1 Verify that the pricing model includes all the hardware and software licenses, warranty coverage, and additional maintenance costs as required.

Comment 1: The pricing model is spreadsheet detailing how the 5-year cost of ownership is computed (see Clauses 7.1.7, 8.1.8.1, and 8.1.8.2). It should contain the prices, discounts, warranty information, and maintenance costs for all the hardware and software components in the priced configuration. Letters with price quotes for components from OEM sources must also be verified.

Comment 2: Since final pricing for new products is typically set very close to the product announcement date, the auditors are not required to verify the final pricing of the tested system prior to issuing the attestation letter.

- 9.2.8.2 Verify that the priced system (as defined in Clause 7.1.2) has sufficient disk storage for system software, database tables, and recovery logs.

Appendix A: SAMPLE PROGRAMS

The following are examples of the TPC-C transactions and database load program in SQL embedded in C. Only the basic functionality of the TPC-C transactions is supplied. All terminal I/O operations, and miscellaneous functions have been left out of these examples. The code presented here is for demonstration purposes only, and is not meant to be an optimal implementation.

Note: The examples in this appendix, in some areas, may not follow all the requirements of the benchmark. In case of discrepancy between the specifications and the programming examples, the specifications prevail.

A.1 The New-Order Transaction

```
int neword()
{
    EXEC SQL WHENEVER NOT FOUND GOTO sqlerr;
    EXEC SQL WHENEVER SQLERROR GOTO sqlerr;

    gettimeofday(&datetime);

    EXEC SQL SELECT c_discount, c_last, c_credit, w_tax
        INTO :c_discount, :c_last, :c_credit, :w_tax
        FROM customer, warehouse
        WHERE w_id = :w_id AND c_w_id = w_id AND
            c_d_id = :d_id AND c_id = :c_id;

    EXEC SQL SELECT d_next_o_id, d_tax INTO :d_next_o_id, :d_tax
        FROM district
        WHERE d_id = :d_id AND d_w_id = :w_id;

    EXEC SQL UPDATE district SET d_next_o_id = :d_next_o_id + 1
        WHERE d_id = :d_id AND d_w_id = :w_id;

    o_id=d_next_o_id;

    EXEC SQL INSERT INTO ORDERS (o_id, o_d_id, o_w_id, o_c_id,
        o_entry_d, o_ol_cnt, o_all_local)
        VALUES (:o_id, :d_id, :w_id, :c_id,
            :datetime, :o_ol_cnt, :o_all_local);

    EXEC SQL INSERT INTO NEW_ORDER (no_o_id, no_d_id, no_w_id)
        VALUES (:o_id, :d_id, :w_id);

    for (ol_number=1; ol_number<=o_ol_cnt; ol_number++)
    {
        ol_supply_w_id=atol(supware[ol_number-1]);
        if (ol_supply_w_id != w_id) o_all_local=0;
        ol_i_id=atol(itemid[ol_number-1]);
        ol_quantity=atol(qty[ol_number-1]);

        EXEC SQL WHENEVER NOT FOUND GOTO invaliditem;

        EXEC SQL SELECT i_price, i_name , i_data
            INTO :i_price, :i_name, :i_data
            FROM item
            WHERE i_id = :ol_i_id;

        price[ol_number-1] = i_price;
        strncpy(iname[ol_number-1],i_name,24);

        EXEC SQL WHENEVER NOT FOUND GOTO sqlerr;
    }
}
```



```

EXEC SQL SELECT s_quantity, s_data,
               s_dist_01, s_dist_02, s_dist_03, s_dist_04, s_dist_05
               s_dist_06, s_dist_07, s_dist_08, s_dist_09, s_dist_10
INTO :s_quantity, :s_data,
     :s_dist_01, :s_dist_02, :s_dist_03, :s_dist_04, :s_dist_05
     :s_dist_06, :s_dist_07, :s_dist_08, :s_dist_09, :s_dist_10
FROM stock
WHERE s_i_id = :ol_i_id AND s_w_id = :ol_supply_w_id;

pick_dist_info(ol_dist_info, ol_w_id); // pick correct s_dist_xx
stock[ol_number-1] = s_quantity;

if ( (strstr(i_data,"original") != NULL) &&
     (strstr(s_data,"original") != NULL) )
    bg[ol_number-1] = 'B';
else
    bg[ol_number-1] = 'G';

if (s_quantity > ol_quantity)
    s_quantity = s_quantity - ol_quantity;
else
    s_quantity = s_quantity - ol_quantity + 91;

EXEC SQL UPDATE stock SET s_quantity = :s_quantity
                WHERE s_i_id = :ol_i_id
                AND s_w_id = :ol_supply_w_id;

ol_amount = ol_quantity * i_price * (1+w_tax+d_tax) * (1-c_discount);
amt[ol_number-1]=ol_amount;
total += ol_amount;

EXEC SQL INSERT
        INTO order_line (ol_o_id, ol_d_id, ol_w_id, ol_number,
                        ol_i_id, ol_supply_w_id,
                        ol_quantity, ol_amount, ol_dist_info)
        VALUES (:o_id, :d_id, :w_id, :ol_number,
                :ol_i_id, :ol_supply_w_id,
                :ol_quantity, :ol_amount, :ol_dist_info);
} /*End Order Lines*/

EXEC SQL COMMIT WORK;
return(0);

invaliditem:
EXEC SQL ROLLBACK WORK;
printf("Item number is not valid");
return(0);

sqlerr:
    error();
}

```

A.2 The Payment Transaction

```
int payment()
{
    EXEC SQL WHENEVER NOT FOUND GOTO sqlerr;
    EXEC SQL WHENEVER SQLERROR GOTO sqlerr;

    gettimestamp(datetime);

    EXEC SQL UPDATE warehouse SET w_ytd = w_ytd + :h_amount
        WHERE w_id=:w_id;

    EXEC SQL SELECT w_street_1, w_street_2, w_city, w_state, w_zip, w_name
        INTO :w_street_1, :w_street_2, :w_city, :w_state, :w_zip, :w_name
        FROM warehouse
        WHERE w_id=:w_id;

    EXEC SQL UPDATE district SET d_ytd = d_ytd + :h_amount
        WHERE d_w_id=:w_id AND d_id=:d_id;

    EXEC SQL SELECT d_street_1, d_street_2, d_city, d_state, d_zip, d_name
        INTO :d_street_1, :d_street_2, :d_city, :d_state, :d_zip, :d_name
        FROM district
        WHERE d_w_id=:w_id AND d_id=:d_id;

    if (byname)
    {
        EXEC SQL SELECT count(c_id) INTO :namecnt
            FROM customer
            WHERE c_last=:c_last AND c_d_id=:c_d_id AND c_w_id=:c_w_id;

        EXEC SQL DECLARE c_byname CURSOR FOR
            SELECT c_first, c_middle, c_id,
                c_street_1, c_street_2, c_city, c_state, c_zip,
                c_phone, c_credit, c_credit_lim,
                c_discount, c_balance, c_since
            FROM customer
            WHERE c_w_id=:c_w_id AND c_d_id=:c_d_id AND c_last=:c_last
            ORDER BY c_first;

        EXEC SQL OPEN c_byname;

        if (namecnt%2) namecnt++; // Locate midpoint customer;
        for (n=0; n<namecnt/2; n++)
        {
            EXEC SQL FETCH c_byname
                INTO :c_first, :c_middle, :c_id,
                    :c_street_1, :c_street_2, :c_city, :c_state, :c_zip,
                    :c_phone, :c_credit, :c_credit_lim,
                    :c_discount, :c_balance, :c_since;
        }

        EXEC SQL CLOSE c_byname;
    }
    else
    {
        EXEC SQL SELECT c_first, c_middle, c_last,
            c_street_1, c_street_2, c_city, c_state, c_zip,
            c_phone, c_credit, c_credit_lim,
            c_discount, c_balance, c_since
```

```

        INTO :c_first, :c_middle, :c_last,
            :c_street_1, :c_street_2, :c_city, :c_state, :c_zip,
            :c_phone, :c_credit, :c_credit_lim,
            :c_discount, :c_balance, :c_since
    FROM customer
    WHERE c_w_id=:c_w_id AND c_d_id=:c_d_id AND c_id=:c_id;
}
c_balance += h_amount;
c_credit[2]='\0';
if (strstr(c_credit, "BC") )
{
    EXEC SQL SELECT c_data INTO :c_data
        FROM customer
        WHERE c_w_id=:c_w_id AND c_d_id=:c_d_id AND c_id=:c_id;

    sprintf(c_new_data,"| %4d %2d %4d %2d %4d $%7.2f %12c %24c",
        c_id,c_d_id,c_w_id,d_id,w_id,h_amount
        h_date, h_data);
    strncat(c_new_data,c_data,500-strlen(c_new_data));

    EXEC SQL UPDATE customer
        SET c_balance = :c_balance, c_data = :c_new_data
        WHERE c_w_id = :c_w_id AND c_d_id = :c_d_id AND
            c_id = :c_id;
}
else
{
    EXEC SQL UPDATE customer SET c_balance = :c_balance
        WHERE c_w_id = :c_w_id AND c_d_id = :c_d_id AND
            c_id = :c_id;
}
strncpy(h_data,w_name,10);
h_data[10]='\0';
strncat(h_data,d_name,10);
h_data[20]=' ';
h_data[21]=' ';
h_data[22]=' ';
h_data[23]=' ';

EXEC SQL INSERT INTO history (h_c_d_id, h_c_w_id, h_c_id, h_d_id,
    h_w_id, h_date, h_amount, h_data)
    VALUES (:c_d_id, :c_w_id, :c_id, :d_id,
        :w_id, :datetime, :h_amount, :h_data);

EXEC SQL COMMIT WORK;
return(0);

sqlerr:
    error();
}

```

A.3 The Order-Status Transaction

```
int ostat()
{
    EXEC SQL WHENEVER NOT FOUND GOTO sqlerr;
    EXEC SQL WHENEVER SQLERROR GOTO sqlerr;

    if (byname)
    {
        EXEC SQL SELECT count(c_id) INTO :namecnt
            FROM customer
            WHERE c_last=:c_last AND c_d_id=:d_id AND c_w_id=:w_id;

        EXEC SQL DECLARE c_name CURSOR FOR
            SELECT c_balance, c_first, c_middle, c_id
            FROM customer
            WHERE c_last=:c_last AND c_d_id=:d_id AND c_w_id=:w_id
            ORDER BY c_first;
        EXEC SQL OPEN c_name;

        if (namecnt%2) namecnt++; // Locate midpoint customer
        for (n=0; n<namecnt/2; n++)
        {
            EXEC SQL FETCH c_name
                INTO :c_balance, :c_first, :c_middle, :c_id;
        }

        EXEC SQL CLOSE c_name;
    }
    else {
        EXEC SQL SELECT c_balance, c_first, c_middle, c_last
            INTO :c_balance, :c_first, :c_middle, :c_last
            FROM customer
            WHERE c_id=:c_id AND c_d_id=:d_id AND c_w_id=:w_id;
    }
    EXEC SQL SELECT o_id, o_carrier_id, o_entry_d
        INTO :o_id, :o_carrier_id, :entdate
        FROM orders
        ORDER BY o_id DESC;

    EXEC SQL DECLARE c_line CURSOR FOR
        SELECT ol_i_id, ol_supply_w_id, ol_quantity,
            ol_amount, ol_delivery_d
        FROM order_line
        WHERE ol_o_id=:o_id AND ol_d_id=:d_id AND ol_w_id=:w_id;

    EXEC SQL OPEN c_line;
    EXEC SQL WHENEVER NOT FOUND CONTINUE;

    i=0;
    while (sql_notfound(FALSE))
    {
        i++;
        EXEC SQL FETCH c_line
            INTO :ol_i_id[i], :ol_supply_w_id[i], :ol_quantity[i],
                :ol_amount[i], :ol_delivery_d[i];
    }

    EXEC SQL CLOSE c_line;
    EXEC SQL COMMIT WORK;
    return(0);

sqlerr:
    error();
}
```

A.4 The Delivery Transaction

```
int delivery()
{
    EXEC SQL WHENEVER SQLERROR GOTO sqlerr;

    gettimeofday(&datetime);

    /* For each district in warehouse */
    printf("W: %d\n", w_id);
    for (d_id=1; d_id<=DIST_PER_WARE; d_id++)
    {
        EXEC SQL WHENEVER NOT FOUND GOTO sqlerr;
        EXEC SQL DECLARE c_no CURSOR FOR
            SELECT no_o_id
                FROM new_order
                WHERE no_d_id = :d_id AND no_w_id = :w_id AND no_o_id
                ORDER BY no_o_id ASC;

        EXEC SQL OPEN c_no;

        EXEC SQL WHENEVER NOT FOUND continue;
        EXEC SQL FETCH c_no INTO :no_o_id;

        EXEC SQL DELETE FROM new_order WHERE CURRENT OF c_no;

        EXEC SQL CLOSE c_no;

        EXEC SQL SELECT o_c_id INTO :c_id FROM orders
            WHERE o_id = :no_o_id AND o_d_id = :d_id AND
            o_w_id = :w_id;

        EXEC SQL UPDATE orders SET o_carrier_id = :o_carrier_id
            WHERE o_id = :no_o_id AND o_d_id = :d_id AND
            o_w_id = :w_id;

        EXEC SQL UPDATE order_line SET ol_delivery_d = :datetime
            WHERE ol_o_id = :no_o_id AND ol_d_id = :d_id AND
            ol_w_id = :w_id;

        EXEC SQL SELECT SUM(ol_amount) INTO :ol_total
            FROM order_line
            WHERE ol_o_id = :no_o_id AND ol_d_id = :d_id
            AND ol_w_id = :w_id;

        EXEC SQL UPDATE customer SET c_balance = c_balance + :ol_total
            WHERE c_id = :c_id AND c_d_id = :d_id AND
            c_w_id = :w_id;

        EXEC SQL COMMIT WORK;
        printf("D: %d, O: %d, time: %d\n", d_id, o_id, tad);
    }
    EXEC SQL COMMIT WORK;
    return(0);
}

sqlerr:
    error();
}
```

A.5 The Stock-Level Transaction

```
int slew()
{
    EXEC SQL WHENEVER NOT FOUND GOTO sqlerr;
    EXEC SQL WHENEVER SQLERROR GOTO sqlerr;

    EXEC SQL SELECT d_next_o_id INTO :o_id
        FROM district
        WHERE d_w_id=:w_id AND d_id=:d_id;

    EXEC SQL SELECT COUNT(DISTINCT (s_i_id)) INTO :stock_count
        FROM order_line, stock
        WHERE ol_w_id=:w_id AND
            ol_d_id=:d_id AND ol_o_id<:o_id AND
            ol_o_id>=:o_id-20 AND s_w_id=:w_id AND
            s_i_id=ol_i_id AND s_quantity < :threshold;

    EXEC SQL COMMIT WORK;
    return(0);

sqlerr:
    error();
}
```

A.6 Sample Load Program

```
/*=====+
| Load TPCC tables
+=====*/

#define MAXITEMS      100000
#define CUST_PER_DIST 3000
#define DIST_PER_WARE 10
#define ORD_PER_DIST  3000

extern long count_ware;

/* Functions */

long      NURand();
void      LoadItems();
void      LoadWare();
void      LoadCust();
void      LoadOrd();
void      LoadNewOrd();
void      Stock();
void      District();
void      Customer();
void      Orders();
void      New_Orders();
void      MakeAddress();
void      Error();
void      Lastname();

/* Global SQL Variables */
EXEC SQL BEGIN DECLARE SECTION;
    char      timestamp[20];
    long      count_ware;
EXEC SQL END DECLARE SECTION;

/* Global Variables */
    int      i;
    int      option_debug = 0;      /* 1 if generating debug output */

/*=====+
|      main()
| ARGUMENTS
|      Warehouses n [Debug] [Help]
+=====*/
void main( argc, argv )
    int      argc;
    char *   argv[];
{
    char      arg[2];

EXEC SQL WHENEVER SQLERROR GOTO Error_SqlCall;

    count_ware=0;

    for (i=1; i<argc; i++)
    {
        strncpy(arg,argv[i],2);
        arg[0] = toupper(arg[0]);
    }
}
```

```

switch (arg[0]) {
case 'W': /* Warehouses */
    if (count_ware)
    {
        printf("Error - Warehouses specified more than once.\n");
        exit(-1);
    }
    if (argc-1>i)
    {
        i++;
        count_ware=atoi(argv[i]);
        if (count_ware<=0)
        {
            printf("Invalid Warehouse Count.\n");
            exit(-1);
        }
    }
    else
    {
        printf("Error - Warehouse count must follow Warehouse keyword\n");
        exit(-1);
    }
    break;

/***** Generic Args *****/
case 'D': /* Debug Option */
    if (option_debug)
    {
        printf("Error - Debug option specified more than once\n");
        exit(-1);
    }
    option_debug=1;
    break;

case 'H': /* List Args */
    printf("Usage - Warehouses n [Debug] [Help]\n");
    exit(0);
    break;

default : printf("Error - Unknown Argument (%s)\n",arg);
          printf("Usage - Warehouses n [Debug] [Help]\n");
          exit(-1);
}
}

if (!(count_ware)) {
    printf("Not enough arguments.\n");
    printf("Usage - Warehouses n ");
    printf(" [Debug] [Help]\n");
    exit(-1);
}

SetSeed( time( 0 ) );
/* Initialize timestamp (for date columns) */
gettimeofday(timestamp);
printf( "TPCC Data Load Started...\n" );
LoadItems();
LoadWare();
LoadCust();
LoadOrd();
EXEC SQL COMMIT WORK RELEASE;
printf( "\n...DATA LOADING COMPLETED SUCCESSFULLY.\n" );
exit( 0 );
Error_SqlCall:
    Error();
}

```



```

/*=====+
| ROUTINE NAME
|     LoadItems
| DESCRIPTION
|     Loads the Item table
| ARGUMENTS
|     none
|=====*/
void LoadItems()
{
    EXEC SQL BEGIN DECLARE SECTION;
        long    i_id;
        char    i_name[24];
        float   i_price;
        char    i_data[50];
    EXEC SQL END DECLARE SECTION;
        int     idatasiz;
        int     orig[MAXITEMS];
        long    pos;
        int     i;

    EXEC SQL WHENEVER SQLERROR GOTO sqlerr;

    printf("Loading Item \n");

    for (i=0; i<MAXITEMS/10; i++) orig[i]=0;
    for (i=0; i<MAXITEMS/10; i++)
    {
        do
        {
            pos = RandomNumber(0L,MAXITEMS);
        } while (orig[pos]);
        orig[pos] = 1;
    }
    for (i_id=1; i_id<=MAXITEMS; i_id++) {

        /* Generate Item Data */
        MakeAlphaString( 14, 24, i_name);
        i_price=((float) RandomNumber(100L,10000L))/100.0;
        idatasiz=MakeAlphaString(26,50,i_data);
        if (orig[i_id])
        {
            pos = RandomNumber(0L,idatasiz-8);
            i_data[pos]='o';
            i_data[pos+1]='r';
            i_data[pos+2]='i';
            i_data[pos+3]='g';
            i_data[pos+4]='i';
            i_data[pos+5]='\n';
            i_data[pos+6]='a';
            i_data[pos+7]='l';
        }

        if ( option_debug )
            printf( "IID = %ld, Name= %16s, Price = %5.2f\n",
                i_id, i_name, i_price );

        EXEC SQL INSERT INTO
            item (i_id, i_name, i_price, i_data)
            values (:i_id, :i_name, :i_price, :i_data);

        if ( !(i_id % 100) ) {
            printf(".");
        }
    }
}

```

```

        EXEC SQL COMMIT WORK;
        if ( !(i_id % 5000) ) printf(" %ld\n",i_id);
    }
}

EXEC SQL COMMIT WORK;
printf("Item Done. \n");
return;
sqlerr:
    Error();
}

/*-----+
| ROUTINE NAME
|     LoadWare
| DESCRIPTION
|     Loads the Warehouse table
|     Loads Stock, District as Warehouses are created
| ARGUMENTS
|     none
+-----*/
void LoadWare()
{
    EXEC SQL BEGIN DECLARE SECTION;
        long    w_id;
        char    w_name[10];
        char    w_street_1[20];
        char    w_street_2[20];
        char    w_city[20];
        char    w_state[2];
        char    w_zip[9];
        float   w_tax;
        float   w_ytd;
    EXEC SQL END DECLARE SECTION;

    EXEC SQL WHENEVER SQLERROR GOTO sqlerr;

    printf("Loading Warehouse \n");
    for (w_id=1L; w_id<=count_ware; w_id++) {

        /* Generate Warehouse Data */
        MakeAlphaString( 6, 10, w_name);
        MakeAddress( w_street_1, w_street_2, w_city, w_state, w_zip );
        w_tax=((float)RandomNumber(10L,20L))/100.0;
        w_ytd=3000000.00;

        if ( option_debug )
            printf( "WID = %ld, Name= %16s, Tax = %5.2f\n",
                w_id, w_name, w_tax );

        EXEC SQL INSERT INTO
            warehouse (w_id, w_name,
                w_street_1, w_street_2, w_city, w_state, w_zip,
                w_tax, w_ytd)
            values (:w_id, :w_name,
                :w_street_1, :w_street_2, :w_city, :w_state,
                :w_zip, :w_tax, :w_ytd);

        /** Make Rows associated with Warehouse **/
        Stock(w_id);
        District(w_id);

        EXEC SQL COMMIT WORK;
    }
}

```

```

    return;
sqlerr:
    Error();
}

/*=====+
| ROUTINE NAME
|     LoadCust
| DESCRIPTION
|     Loads the Customer Table
| ARGUMENTS
|     none
|=====*/
void LoadCust()
{
    EXEC SQL BEGIN DECLARE SECTION;
    EXEC SQL END DECLARE SECTION;
    long    w_id;
    long    d_id;

    EXEC SQL WHENEVER SQLERROR GOTO sqlerr;

    for (w_id=1L; w_id<=count_ware; w_id++)
        for (d_id=1L; d_id<=DIST_PER_WARE; d_id++)
            Customer(d_id,w_id);

    EXEC SQL COMMIT WORK; /* Just in case */

    return;
sqlerr:
    Error();
}

/*=====+
| ROUTINE NAME
|     LoadOrd
| DESCRIPTION
|     Loads the Orders and Order_Line Tables
| ARGUMENTS
|     none
|=====*/
void LoadOrd()
{
    EXEC SQL BEGIN DECLARE SECTION;
    long w_id;
    float w_tax;
    long d_id;
    float d_tax;
    EXEC SQL END DECLARE SECTION;

    EXEC SQL WHENEVER SQLERROR GOTO sqlerr;

    for (w_id=1L; w_id<=count_ware; w_id++)
        for (d_id=1L; d_id<=DIST_PER_WARE; d_id++)
            Orders(d_id, w_id);

    EXEC SQL COMMIT WORK; /* Just in case */

    return;
sqlerr:
    Error();
}

```

```

/*=====+
| ROUTINE NAME
|   Stock
| DESCRIPTION
|   Loads the Stock table
| ARGUMENTS
|   w_id - warehouse id
+=====*/
void Stock(w_id)
  long w_id;
{
  EXEC SQL BEGIN DECLARE SECTION;
    long   s_i_id;
    long   s_w_id;
    long   s_quantity;
    char   s_dist_01[24];
    char   s_dist_02[24];
    char   s_dist_03[24];
    char   s_dist_04[24];
    char   s_dist_05[24];
    char   s_dist_06[24];
    char   s_dist_07[24];
    char   s_dist_08[24];
    char   s_dist_09[24];
    char   s_dist_10[24];
    char   s_data[50];
  EXEC SQL END DECLARE SECTION;
    int    sdatasiz;
    long   orig[MAXITEMS];
    long   pos;
    int    i;

  EXEC SQL WHENEVER SQLERROR GOTO sqlerr;
  printf("Loading Stock Wid=%ld\n",w_id);
  s_w_id=w_id;

  for (i=0; i<MAXITEMS/10; i++) orig[i]=0;
  for (i=0; i<MAXITEMS/10; i++)
  {
    do
    {
      pos=RandomNumber(0L,MAXITEMS);
    } while (orig[pos]);
    orig[pos] = 1;
  }

  for (s_i_id=1; s_i_id<=MAXITEMS; s_i_id++) {

    /* Generate Stock Data */
    s_quantity=RandomNumber(10L,100L);
    MakeAlphaString(24,24,s_dist_01);
    MakeAlphaString(24,24,s_dist_02);
    MakeAlphaString(24,24,s_dist_03);
    MakeAlphaString(24,24,s_dist_04);
    MakeAlphaString(24,24,s_dist_05);
    MakeAlphaString(24,24,s_dist_06);
    MakeAlphaString(24,24,s_dist_07);
    MakeAlphaString(24,24,s_dist_08);
    MakeAlphaString(24,24,s_dist_09);
    MakeAlphaString(24,24,s_dist_10);
    sdatasiz=MakeAlphaString(26,50,s_data);
    if (orig[s_i_id])
    {
      pos=RandomNumber(0L,sdatasiz-8);
      s_data[pos]='o';
    }
  }
}

```

```

    s_data[pos+1]='r';
    s_data[pos+2]='i';
    s_data[pos+3]='g';
    s_data[pos+4]='i';
    s_data[pos+5]='n';
    s_data[pos+6]='a';
    s_data[pos+7]='l';
}

EXEC SQL INSERT INTO
    stock (s_i_id, s_w_id, s_quantity,
           s_dist_01, s_dist_02, s_dist_03, s_dist_04, s_dist_05,
           s_dist_06, s_dist_07, s_dist_08, s_dist_09, s_dist_10,
           s_data, s_ytd, s_cnt_order, s_cnt_remote)
    values (:s_i_id, :s_w_id, :s_quantity,
           :s_dist_01, :s_dist_02, :s_dist_03, :s_dist_04, :s_dist_05,
           :s_dist_06, :s_dist_07, :s_dist_08, :s_dist_09, :s_dist_10,
           :s_data, 0, 0, 0);

if ( option_debug )
    printf( "SID = %ld, WID = %ld, Quan = %ld\n",
           s_i_id, s_w_id, s_quantity );

if ( !(s_i_id % 100) ) {
    EXEC SQL COMMIT WORK;
    printf(".");
    if ( !(s_i_id % 5000) ) printf(" %ld\n",s_i_id);
}

}
EXEC SQL COMMIT WORK;

printf(" Stock Done.\n");
return;
sqlerr:
    Error();
}

/*=====+
| ROUTINE NAME
|   District
| DESCRIPTION
|   Loads the District table
| ARGUMENTS
|   w_id - warehouse id
|=====+*/
void District(w_id)
    long w_id;
{
    EXEC SQL BEGIN DECLARE SECTION;
        long    d_id;
        long    d_w_id;
        char    d_name[10];
        char    d_street_1[20];
        char    d_street_2[20];
        char    d_city[20];
        char    d_state[2];
        char    d_zip[9];
        float   d_tax;
        float   d_ytd;
        long    d_next_o_id;
    EXEC SQL END DECLARE SECTION;

    EXEC SQL WHENEVER SQLERROR GOTO sqlerr;

```

```

printf("Loading District\n");
d_w_id=w_id;
d_ytd=30000.0;
d_next_o_id=3001L;
for (d_id=1; d_id<=DIST_PER_WARE; d_id++) {

    /* Generate District Data */
    MakeAlphaString(6L,10L,d_name);
    MakeAddress( d_street_1, d_street_2, d_city, d_state, d_zip );
    d_tax=((float)RandomNumber(10L,20L))/100.0;

    EXEC SQL INSERT INTO
        district (d_id, d_w_id, d_name,
                 d_street_1, d_street_2, d_city, d_state, d_zip,
                 d_tax, d_ytd, d_next_o_id)
    values (:d_id, :d_w_id, :d_name,
           :d_street_1, :d_street_2, :d_city, :d_state, :d_zip,
           :d_tax, :d_ytd, :d_next_o_id);

    if ( option_debug )
        printf( "DID = %ld, WID = %ld, Name = %10s, Tax = %5.2f\n",
               d_id, d_w_id, d_name, d_tax );

}
EXEC SQL COMMIT WORK;

return;
sqlerr:
    Error();
}

/*=====+
| ROUTINE NAME
|     Customer
| DESCRIPTION
|     Loads Customer Table
|     Also inserts corresponding history record
| ARGUMENTS
|     id   - customer id
|     d_id - district id
|     w_id - warehouse id
|=====*/
void Customer( d_id, w_id )
    long d_id;
    long w_id;
{
    EXEC SQL BEGIN DECLARE SECTION;
        long    c_id;
        long    c_d_id;
        long    c_w_id;
        char    c_first[16];
        char    c_middle[2];
        char    c_last[16];
        char    c_street_1[20];
        char    c_street_2[20];
        char    c_city[20];
        char    c_state[2];
        char    c_zip[9];
        char    c_phone[16];
        char    c_since[11];
        char    c_credit[2];
        long    c_credit_lim;
        float   c_discount;

```

```

float    c_balance;
char     c_data[500];
float    h_amount;
char     h_data[24];
EXEC SQL END DECLARE SECTION;

EXEC SQL WHENEVER SQLERROR GOTO sqlerr;

printf("Loading Customer for DID=%ld, WID=%ld\n",d_id,w_id);

for (c_id=1; c_id<=CUST_PER_DIST; c_id++) {

    /* Generate Customer Data */
    c_d_id=d_id;
    c_w_id=w_id;
    MakeAlphaString( 8, 16, c_first );
    c_middle[0]='O'; c_middle[1]='E';
    if (c_id <= 1000)
        Lastname(c_id-1,c_last);
    else
        Lastname(NURand(255,0,999),c_last);
    MakeAddress( c_street_1, c_street_2, c_city, c_state, c_zip );
    MakeNumberString( 16, 16, c_phone );
    if (RandomNumber(0L,1L))
        c_credit[0]='G';
    else
        c_credit[0]='B';
    c_credit[1]='C';
    c_credit_lim=50000;
    c_discount=((float)RandomNumber(0L,50L))/100.0;
    c_balance= -10.0;
    MakeAlphaString(300,500,c_data);

    EXEC SQL INSERT INTO
        customer (c_id, c_d_id, c_w_id,
                 c_first, c_middle, c_last,
                 c_street_1, c_street_2, c_city, c_state, c_zip,
                 c_phone, c_since, c_credit,
                 c_credit_lim, c_discount, c_balance, c_data,
                 c_ytd_payment, c_cnt_payment, c_cnt_delivery)
        values (:c_id, :c_d_id, :c_w_id,
              :c_first, :c_middle, :c_last,
              :c_street_1, :c_street_2, :c_city, :c_state, :c_zip,
              :c_phone, :timestamp, :c_credit,
              :c_credit_lim, :c_discount, :c_balance, :c_data,
              10.0, 1, 0) ;

    h_amount=10.0;
    MakeAlphaString(12,24,h_data);
    EXEC SQL INSERT INTO
        history (h_c_id, h_c_d_id, h_c_w_id,
                h_w_id, h_d_id, h_date, h_amount, h_data)
        values (:c_id, :c_d_id, :c_w_id,
              :c_w_id, :c_d_id, :timestamp, :h_amount, :h_data);

    if ( option_debug )
        printf( "CID = %ld, LST = %s, P# = %s\n",
              c_id, c_last, c_phone );
    if ( !(c_id % 100) ) {
        EXEC SQL COMMIT WORK;
        printf(".");
        if ( !(c_id % 1000) ) printf(" %ld\n",c_id);
    }
}
printf("Customer Done.\n");

```

```

return;
sqlerr:
  Error();
}

/*=====+
| ROUTINE NAME
|   Orders
| DESCRIPTION
|   Loads the Orders table
|   Also loads the Order_Line table on the fly
| ARGUMENTS
|   w_id - warehouse id
+=====*/
void Orders(d_id, w_id)
  long d_id, w_id;
{
  EXEC SQL BEGIN DECLARE SECTION;
    long   o_id;
    long   o_c_id;
    long   o_d_id;
    long   o_w_id;
    long   o_carrier_id;
    long   o_ol_cnt;
    long   ol;
    long   ol_i_id;
    long   ol_supply_w_id;
    long   ol_quantity;
    long   ol_amount;
    char   ol_dist_info[24];
    float  i_price;
    float  c_discount;
  EXEC SQL END DECLARE SECTION;

  EXEC SQL WHENEVER SQLERROR GOTO sqlerr;

  printf("Loading Orders for D=%ld, W= %ld\n", d_id, w_id);
  o_d_id=d_id;
  o_w_id=w_id;
  InitPermutation();          /* initialize permutation of customer numbers */
  for (o_id=1; o_id<=ORD_PER_DIST; o_id++) {

    /* Generate Order Data */
    o_c_id=GetPermutation();
    o_carrier_id=RandomNumber(1L,10L);
    o_ol_cnt=RandomNumber(5L,15L);

    if (o_id > 2100)          /* the last 900 orders have not been delivered) */
    {
      EXEC SQL INSERT INTO
        orders (o_id, o_c_id, o_d_id, o_w_id,
              o_entry_d, o_carrier_id, o_ol_cnt, o_all_local)
        values (:o_id, :o_c_id, :o_d_id, :o_w_id,
              :timestamp, NULL, :o_ol_cnt, 1);
      EXEC SQL INSERT INTO
        new_order (no_o_id, no_d_id, no_w_id)
        values (:o_id, :o_d_id, :o_w_id);
    }
    else
      EXEC SQL INSERT INTO
        orders (o_id, o_c_id, o_d_id, o_w_id,
              o_entry_d, o_carrier_id, o_ol_cnt, o_all_local)
        values (:o_id, :o_c_id, :o_d_id, :o_w_id,
              :timestamp, :o_carrier_id, :o_ol_cnt, 1);
  }
}

```



```

if ( option_debug )
    printf( "OID = %ld, CID = %ld, DID = %ld, WID = %ld\n",
           o_id, o_c_id, o_d_id, o_w_id);

for (ol=1; ol<=o_ol_cnt; ol++) {
/* Generate Order Line Data */
    ol_i_id=RandomNumber(1L,MAXITEMS);
    ol_supply_w_id=o_w_id;
    ol_quantity=5;
    ol_amount=0.0;

    MakeAlphaString(24,24,ol_dist_info);

    if (o_id > 2100)
        EXEC SQL INSERT INTO
            order_line (ol_o_id, ol_d_id, ol_w_id, ol_number,
                       ol_i_id, ol_supply_w_id, ol_quantity, ol_amount,
                       ol_dist_info, ol_delivery_d)
            values (:o_id, :o_d_id, :o_w_id, :ol,
                  :ol_i_id, :ol_supply_w_id, :ol_quantity, :ol_amount,
                  :ol_dist_info, NULL);
    else
        EXEC SQL INSERT INTO
            order_line (ol_o_id, ol_d_id, ol_w_id, ol_number,
                       ol_i_id, ol_supply_w_id, ol_quantity,
                       ((float)(RandomNumber(10L, 10000L)))/100.0,
                       ol_dist_info, ol_delivery_d)
            values (:o_id, :o_d_id, :o_w_id, :ol,
                  :ol_i_id, :ol_supply_w_id, :ol_quantity,
                  :ol_amount,
                  :ol_dist_info, datetime);

    if ( option_debug )
        printf( "OL = %ld, IID = %ld, QUAN = %ld, AMT = %8.2f\n",
               ol, ol_i_id, ol_quantity, ol_amount);
}
if ( !(o_id % 100) ) {
    printf(".");
    EXEC SQL COMMIT WORK;
    if ( !(o_id % 1000) ) printf(" %ld\n",o_id);
}
}
EXEC SQL COMMIT WORK;

printf("Orders Done.\n");
return;
sqlerr:
    Error();
}

```

```

/*=====+
| ROUTINE NAME
|     MakeAddress()
| DESCRIPTION
|     Build an Address
| ARGUMENTS
+=====*/
void MakeAddress(str1,str2,city,state,zip)
    char *str1;
    char *str2;
    char *city;
    char *state;
    char *zip;
{
    MakeAlphaString(10,20,str1); /* Street 1*/
    MakeAlphaString(10,20,str2); /* Street 2*/
    MakeAlphaString(10,20,city); /* City */
    MakeAlphaString(2,2,state); /* State */
    MakeNumberString(9,9,zip); /* Zip */
}

/*=====+
| ROUTINE NAME
|     Error()
| DESCRIPTION
|     Handles an error from a SQL call.
| ARGUMENTS
+=====*/
void Error()
{
    printf( "SQL Error %d\n", sqlca.sqlcode);

    EXEC SQL WHENEVER SQLERROR CONTINUE;
    EXEC SQL ROLLBACK WORK RELEASE;

    exit( -1 );
}

/*=====+
| ROUTINE NAME
|     Lastname
| DESCRIPTION
|     TPC-C Lastname Function.
| ARGUMENTS
|     num - non-uniform random number
|     name - last name string
+=====*/
void Lastname(num, name)
    int num;
    char *name;
{
    int i;
    static char *n[] =
        {"BAR", "OUGHT", "ABLE", "PRI", "PRES",
         "ESE", "ANTI", "CALLY", "ATION", "EING"};

    strcpy(name,n[num/100]);
    strcat(name,n[(num/10)%10]);
    strcat(name,n[num%10]);

    return;
}

```

Appendix B: EXECUTIVE SUMMARY STATEMENT

The tables on the following two pages illustrate the format of the TPC Executive Summary Statement that must be used to report the summary benchmark results. The latest version of the required format is available upon request from the TPC administrator (see cover page).

7 1/4" 1/2 inch from top edge of page

Sponsor (1)	System configuration (1)		TPC-C Rev 2.0	
			Report Date:	
Total System Cost (1)	TPC-C Throughput (1)	Price/Performance (1)	Availability Date (1)	
Processors (2)	Database Manager (2)	Operating System (2)	Other Software (2)	Number of Users (2)

3/4 inch from left edge of page

1/2 inch from right edge of page

10"

(place configuration diagram here)

Style Legend:
font - Times, bold
size - (1) 20, 18, or 16 point type
 (2) 12, 10, or 9 point type
otherwise use 10 or 12 point type

Outside box is 2 points wide.
Interior lines are 1 point wide.

System Components

- Processors**
- Memory**
- Disk Controllers**
- Disk Drives**
- Total GB of Storage**
- Tape Drives**
- Terminals**
- Terminal Connectivity**

1/2 inch from bottom edge of page

7 1/4" 1/2 inch from top edge of page

Sponsor (1)	System configuration (1)	TPC-C Rev 2.0
		Report Date:

1/2 inch from left edge of page

3/4 inch from right edge of page

10"

(place detailed pricing information here)

Notes:

1/2 inch from bottom edge of page

Acme Data		Widget Model RO90214/se			TPC-C REV 3.1 EXECUTIVE SUMMARY PAGE 2 OF 2		
Corporation		Client/Server			Report Date: 30-February-1897		
Description	Part Number	Third Party	Unit Price	Qty	Extended Price	5 yr. Maint. Price	
Server Hardware		Brand	Pricing				
RO90214,32MB,CDROM,NO HDD,MOUSE	201-A		15,995	1	15,995	3,839	
RO90214 DUAL CPU UPGR CARD,1MB CACHE	25657		17,000	1	17,000	2,380	
128MB SIMMS (4X32MB) FOR ECC MEM BD	82038		11,495	3	34,485	0	
2GB 7200 RPM DISK MODULE	12009-HB	Eric's	1,099	80	87,920	38,685	
DESKSIDE CHASSIS	78900D	Eric's	2,935	3	8,805	3,875	
PCI LAN CONTROLLER/10	654		595	1	595	143	
14" EPA SVGA MONITOR	26019		480	1	480	116	
101-KEYBOARD, PWR CORD	G6001A-A		85	1	85	0	
DIFF PCI TO SCSI HOST BUS ADAPTER	1111		995	2	1,990	478	
ECC MEMORY BOARD FOR PC TOWER SYSTEMS	77016		695	1	695	0	
SCSI CABLE,68P HD -68P HD, 10FT	1EZ10	Allison Corp.	130	4	520	0	
			Subtotal		168,570	49,516	
Server Software							
ACME UNIX	K985		9,800	1	9,800	0	
ACME SERVICEPLUS FOR UNIX	K467		0	1	0	6,960	
RDBMS & SQL (WITH 45% DISCOUNT)	123456789	Lena Rdbms	58,000	3	58,000	46,400	
TX MON: 8 USER	QQSQ123		12,000	1	12,000	0	
TX MON: SERVICEPLUS	QQSQ432SA		0	1	0	3,000	
TXMON: UPG TO UNLMTD USERS	QV318ASC9XN		23,000	1	23,000	0	
			Subtotal		102,800	56,360	
Client Hardware							
RO90200,32MB,CDROM,NO HDD,MOUSE	200-A		12,995	1	12,995	4,622	
128MB SIMMS (4X32MB) FOR ECC MEM BD	82038		11,495	2	22,990	0	
PCI LAN CONTROLLER/10	7422		595	1	595	130	
			Subtotal		36,580	4,752	
Client Software							
ACME UNIX	K980		2,250	1	2,250	0	
ACME UNIX SERVICEPLUS: UNLMTD USRS	K466		0	1	0	24,000	
ACME UNIX UPGRADE TO UNLMTD USR	P001ASA9FN		24,000	1	24,000	0	
			Subtotal		26,250	24,000	
User Connectivity							
ED FIE, 256-PORT AUI	499578T256	Ed's	7,000	5	35,000	0	
LIGHTER 10 BASE-T XCVR AUI TO RJ45	40064	Lighter	109	2	218	72	
ED IEEE802.3 TRANCEIVER	4540-B	Ed's	289	2	578	219	
			Subtotal		35,796	291	
			Other Discounts*		(\$12,000)	(\$8,000)	
			Total		\$357,996	\$126,919	
Notes:							
* Dollar volume discount 1.6% & 5-year prepaid maintenance					Five-Year Cost of Ownership:	\$484,915	
1=CompLeo, 2=Allison Corp., 3=Lena RDBMS					tpmC Rating:	4229.11	
Audited by Benchmarks R' Us					\$/ tpmC:	114.66	

Example

Acme Sponsor			
<u>Description</u>	<u>3rd Party</u>		
	<u>Brand</u>	<u>Pricing</u>	
<u>2 GB Disk</u>	<u>El Cheapo</u>	CompLeo	<u>want to hilite</u>
<u>2 GB Disk</u>	(Acme)	<u>CompLeo</u>	<u>want to hilite</u>
<u>2 GB Disk</u>	(Acme)	(Acme)	typical
<u>2 GB Disk</u>	<u>El Cheapo</u>	(Acme)	rare

Note: Values in parenthesis are not displayed in pricing sheet.

Intent: Give visibility to top 2 cases to maintain relevance of TPC-C pricing.

Appendix C: NUMERICAL QUANTITIES SUMMARY

The following table partially illustrates how to summarize all the numerical quantities required in the Full Disclosure Report:

MQTh, computed Maximum Qualified Throughput	105.55 tpmC
% throughput difference, reported & reproducibility runs	1.5 %
Response Times (90th percentile/Average/maximum) in seconds	
- New-Order	4.9 / 2.8 / 28.0
- Payment	2.1 / 1.0 / 12.8
- Order-Status	3.5 / 1.7 / 9.4
- Delivery (interactive portion)	0.5 / 0.2 / 0.9
- Delivery (deferred portion)	15.2 / 8.1 / 45.5
- Stock-Level	17.8 / 9.5 / 29.4
- Menu	0.2 / 0.1 / 0.9
- Response time delay added for emulated components	0.35 seconds
Transaction Mix in percent of total transactions	
- New-Order	44.5 %
- Payment	43.1 %
- Order-Status	4.1 %
- Delivery	4.2 %
- Stock-Level	4.1 %
Keying/Think Times(in seconds),	
	Min. Average Max.
- New-Order	9.2 / 6.1 18.5 /12.2 37.1 / 25.2
- Payment	1.6 / 6.1 3.1 /12.2 6.2 / 24.7
- Order-Status	1.1 / 5.1 2.1 /10.2 4.2 / 21.2
- Delivery	1.1 / 2.8 2.1 / 5.1 4.3 / 10.3
- Stock-Level	1.0 / 2.7 2.1 / 5.1 4.3 / 10.2
Test Duration	
- Ramp-up time	20 minutes
- Measurement interval	40 minutes
- Number of checkpoints	2
- Checkpoint interval	20 minutes
- Number of transactions (all types) completed in measurement interval	9,920
(and all other numerical quantities required in the Full Disclosure Report)	